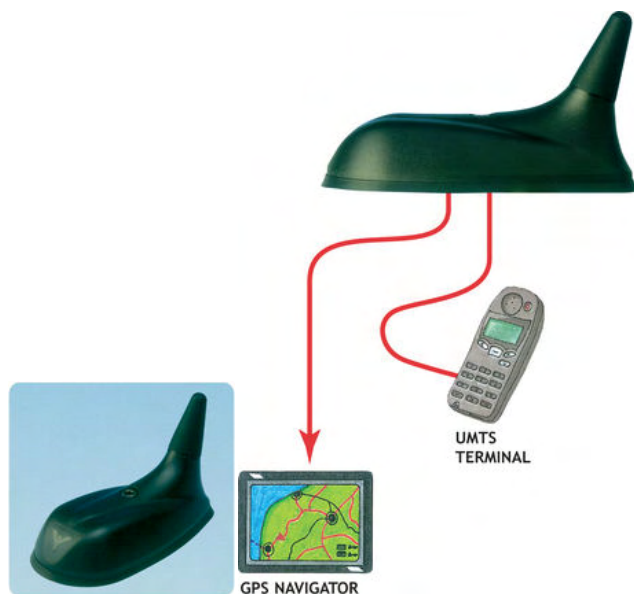


# GPS-C UMTS

GPS Antenna with a  $1/4 \lambda$  Mobile Antenna for the UMTS Band

## DESCRIPTION

- GPS-antenna for fixed installations.
- External antenna whip mounted on the GPS-Combi mount.
- Full hemispherical coverage.
- Built-in high gain, low noise amplifier.
- Right-Hand Circular Polarisation (RHCP).
- 5 V supply voltage (3 V respectively 12 V available on request).
- DC supply via RF-connector.
- Black-chromed whip in nice, discrete design.
- Mobile antenna for the UMTS band.



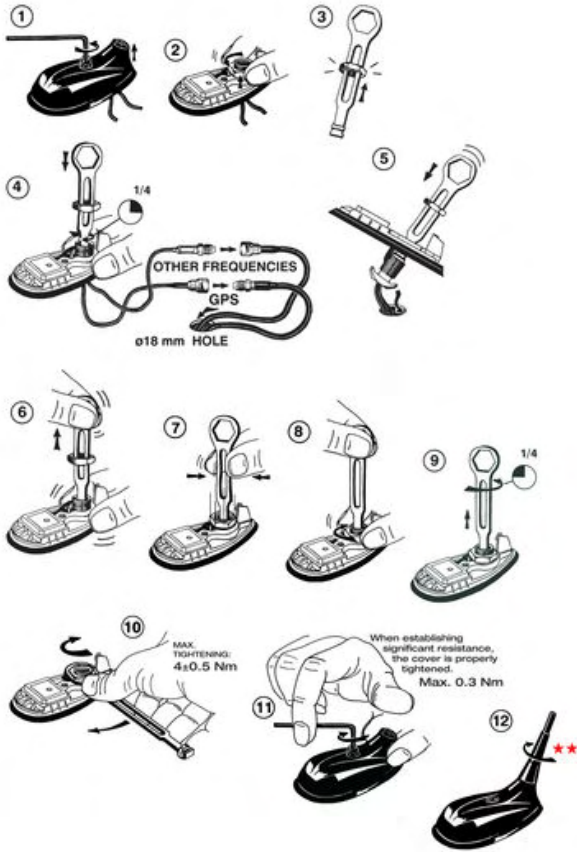
## SPECIFICATIONS FOR WHIP

ELECTRICAL	
MODEL	GPS-C UMTS
ANTENNA TYPE	$1/4 \lambda$ mobile antenna
FREQUENCY	1900–2200 MHz (UMTS)
IMPEDANCE	Nom. 50 $\Omega$
POLARISATION	Vertical
BANDWIDTH	$\geq 300$ MHz @ SWR $\leq 2.25$
SWR	$\leq 1.3$ @ f. res.
GAIN	Approx. 0 dB (acc. to EIA RS-329-1)
MAX. POWER	25 W
MECHANICAL	
MATERIALS	Black-chromed brass
COLOUR	Black
HEIGHT	Approx. 25 mm
WEIGHT	Approx. 16 g
MOUNTING	On the GPS-Combi mount

## SPECIFICATIONS FOR GPS-COMBI MOUNT

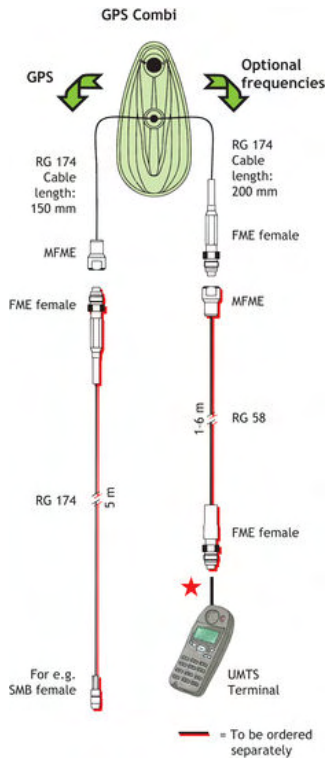
ELECTRICAL General specifications	
MODEL	GPS-COMBI MOUNT
ANTENNA TYPE	Active patch antenna
FREQUENCY	1575 MHz (DCS)
IMPEDANCE	Nom. 50 $\Omega$
POLARISATION	Circular right-hand
COVERAGE	Hemispherical
GAIN	28 dBic in axial direction (typ.)
CROSS-POLARISATION ATT.	$> 10$ dB (typ.)
SELECTIVITY	$> 45$ dB down at $\pm 45$ MHz
BUILT-IN AMPLIFIER	
GAIN	$> 30$ dB (typ.)
NOISE FIGURE	$< 1$ dB (typ.)
P 1dB	Approx. +7 dBm
SWR (output)	$\leq 2.0$
SUPPLY VOLTAGE	$5 \pm 0.5$ VDC (3 V resp. 12 V on request)
CURRENT CONSUMPTION	Approx. 25 mA
MECHANICAL (only for the GPS-part)	
MATERIALS	Cu-nite brass Stainless steel Reinforced thermoplastic
ANTENNA COLOUR	Black
TEMP. RANGE	$-35^{\circ}$ C $\rightarrow$ $+75^{\circ}$ C
CONNECTOR	FME (male for GPS) + FME (female for mobile antenna)
RECOMMENDED INSTALL. TORQUE	$4 \pm 0.5$ Nm
DIMENSIONS(H x L)	Approx. 30 x 89 mm
ROOF THICKNESS	Max. 2.0 mm
WEIGHT	Approx. 114 g
MOUNTING	$\varnothing 18$ mm dia. hole (For roof thickness 2.5 mm mounting hole should be $\varnothing 18.5$ mm dia.) Tools for mounting included

## MOUNTING INSTRUCTIONS



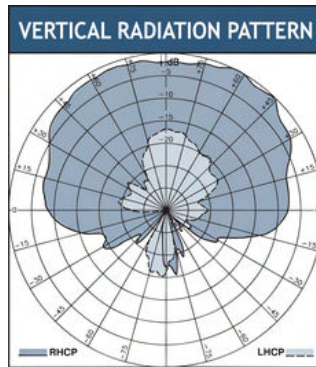
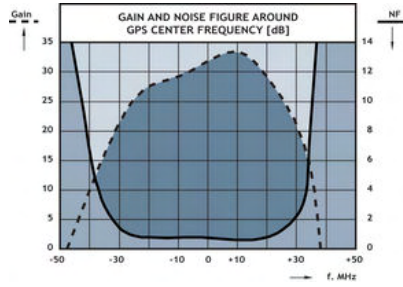
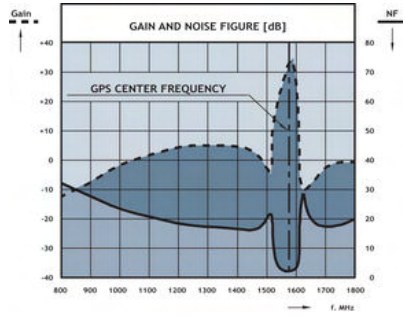
Do not use sealer on rubber gasket or other places.

## CABLE MOUNTING



★ FME-Connector suitable for Mobile telephone in question. ★★ The whip should always be dismantled during car wash.

## TYPICAL RESPONSE CURVE



PROCOM A/S reserve the right to amend specifications without prior notice.

06/05/2009