

GPS-C 1800/UMTS

GPS Antenna with a $1/4 \lambda$ Mobile Antenna for the 1800 MHz and UMTS Bands

DESCRIPTION

- GPS-antenna for fixed installations.
- External antenna whip mounted on the GPS-Combi mount.
- Full hemispherical coverage.
- Built-in high gain, low noise amplifier.
- Right-Hand Circular Polarisation (RHCP).
- 5 V supply voltage (3 V respectively 12 V available on request).
- DC supply via RF-connector.
- Black-chromed whip in nice, discrete design.
- Mobile antenna for the 1800 MHz cellular systems (DCS-1800), and for the UMTS band.



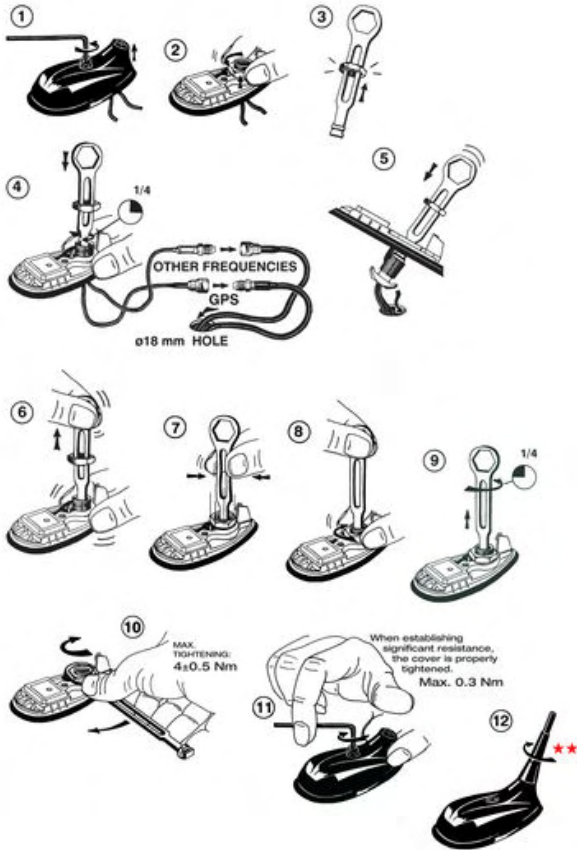
SPECIFICATIONS FOR WHIP

ELECTRICAL	
MODEL	GPS-C 1800/UMTS
ANTENNA TYPE	$1/4 \lambda$ mobile antenna
FREQUENCY	1700–1900 MHz (DCS) 1900–2200 MHz (UMTS)
IMPEDANCE	Nom. 50 Ω
POLARISATION	Vertical
BANDWIDTH	≥ 500 MHz @ SWR ≤ 2.25
SWR	≤ 1.3 @ f. res.
GAIN	Approx. 0 dB (acc. to EIA RS-329-1) on both bands
MAX. POWER	25 W
MECHANICAL	
MATERIALS	Black-chromed brass
COLOUR	Black
HEIGHT	Approx. 25 mm
WEIGHT	Approx. 16 g
MOUNTING	On the GPS-Combi mount

SPECIFICATIONS FOR GPS-COMBI MOUNT

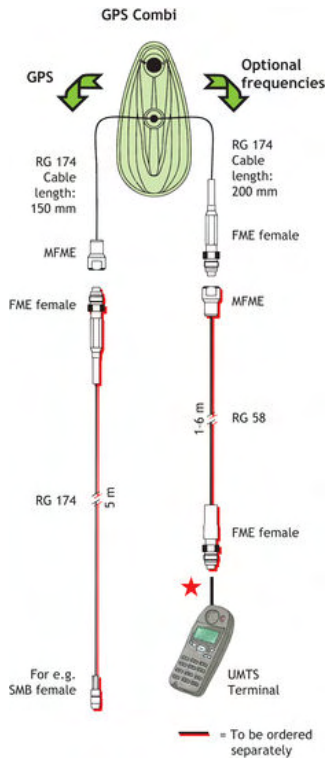
ELECTRICAL General specifications	
MODEL	GPS-COMBI MOUNT
ANTENNA TYPE	Active patch antenna
FREQUENCY	1575 MHz (DCS)
IMPEDANCE	Nom. 50 Ω
POLARISATION	Circular right-hand
COVERAGE	Hemispherical
GAIN	28 dBic in axial direction (typ.)
CROSS-POLARISATION ATT.	> 10 dB (typ.)
SELECTIVITY	> 45 dB down at ± 45 MHz
BUILT-IN AMPLIFIER	
GAIN	> 30 dB (typ.)
NOISE FIGURE	< 1 dB (typ.)
P 1dB	Approx. +7 dBm
SWR (output)	≤ 2.0
SUPPLY VOLTAGE	5 ± 0.5 VDC (3 V resp. 12 V on request)
CURRENT CONSUMPTION	Approx. 25 mA
MECHANICAL (only for the GPS-part)	
MATERIALS	Cu-nite brass Stainless steel Reinforced thermoplastic
ANTENNA COLOUR	Black
TEMP. RANGE	-35° C \rightarrow $+75^{\circ}$ C
CONNECTOR	FME (male for GPS) + FME (female for mobile antenna)
RECOMMENDED INSTALL. TORQUE	4 ± 0.5 Nm
DIMENSIONS(H x L)	Approx. 30 x 89 mm
ROOF THICKNESS	Max. 2.0 mm
WEIGHT	Approx. 114 g
MOUNTING	$\phi 18$ mm dia. hole (For roof thickness 2.5 mm mounting hole should be $\phi 18.5$ mm dia.) Tools for mounting included

MOUNTING INSTRUCTIONS



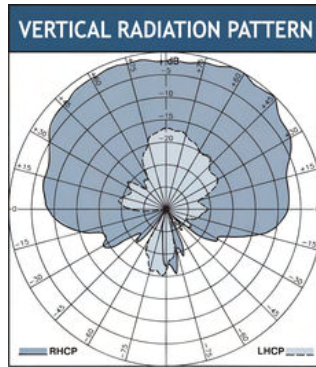
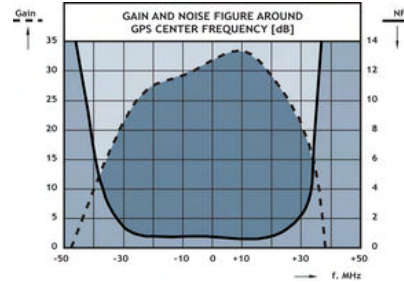
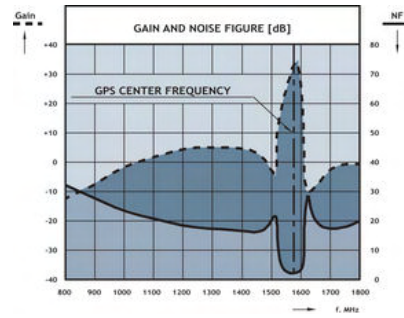
Do not use sealer on rubber gasket or other places.

CABLE MOUNTING



★ FME-Connector suitable for Mobile telephone in question. ★★ The whip should always be dismantled during car wash.

TYPICAL RESPONSE CURVE



Procom A/S reserve the right to amend specifications without prior notice.



PROCOM A/S reserve the right to amend specifications without prior notice.

06/05/2009