

# MU 908-X/...

## Colinear 6 dB Antenna for 900 MHz CELLULAR Networks

PROCOM

### DESCRIPTION:

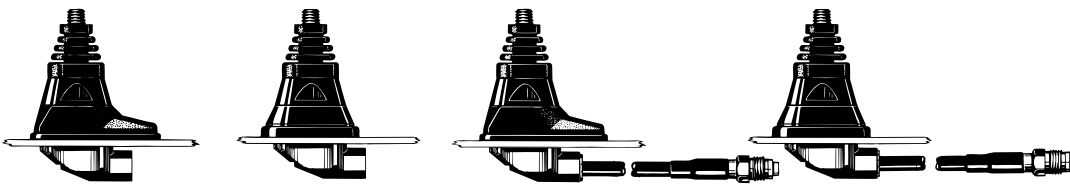
- ★ New whip design for optimum wind noise reduction.
- ★ Black, conical glassfiber whip with shock spring.
- ★ Models available for the most common 900 MHz cellular networks.
- ★ Stainless steel X-mount with M6-thread whip-fastening system.
- ★ Simple mounting exclusively with access from the outside.
- ★ Models available with X-mount (oblong) and CX-mount (circular).
- ★ Choice between two connection principles:
  - ★ X-mount : FME-connection (supplied without cable).
  - ★ XP4-mount : Permanently attached 4 m cable terminated with FME-connector.

X-Mount

CX-Mount

XP4-Mount

CXP4-Mount




### SPECIFICATIONS:

ELECTRICAL	
MODEL	MU 908-X/...
ANTENNA TYPE	Colinear mobile glassfiber whip antenna
FREQUENCY	Cellular networks operating within the range 824-960 MHz. See frequency segmentation below.
IMPEDANCE	Nom. 50 Ω
POLARISATION	Vertical
GAIN	6 dB (TX-range), 4 dB (RX-range)
SWR	≤ 1.3 @ f. res.
MAX. POWER	60 watts
MECHANICAL	
MATERIALS	Whip: Sturdy, conical black-lacquered glassfiber tube Black-chromed metal parts Mount: Black-chromed brass. Environment-proof plastics. Stainless steel
RECOMMENDED INSTALLATION TORQUE	4 ± 1 Nm
COLOUR	Black
HEIGHT	Approx. 65 cm (dep. on freq.)
WEIGHT	X-version : Approx. 120 g XP4-version : Approx. 260 g
MOUNTING	18 mm dia. hole

All whips are compatible with all mounts.

To help selecting the correct model for a specific cellular network please consult the survey of cellular network frequencies under USEFUL DATA in our catalogues.



### ORDERING DESIGNATIONS:

FRE-QUENCY RANGE	MOUNT VERSION	X-mount (oblong) with FME-system	CX-mount (circular) with FME-system	XP4-mount (oblong) with 4 m cable + FME-connector	CXP4-mount (circular) with 4 m cable + FME-connector
824-894 MHz (EAMPS)		MU 908-X/I	MU 908-CX/I	MU 908-XP4/I	MU 908-CXP4/I
872-950 MHz (ETACS)		MU 908-X/m	MU 908-CX/m	MU 908-XP4/m	MU 908-CXP4/m
880-960 MHz (EGSM & NMT-900)		MU 908-X/h	MU 908-CX/h	MU 908-XP4/h	MU 908-CXP4/h

PROCOM A/S reserve the right to amend specifications without prior notice.

# MU 908-X/... Installation



The shadowing effect of the car roof often produces deep nulls in the radiation pattern from short antennas mounted on trunk or wing. This problem is solved using the MU 908-X/...-antenna.

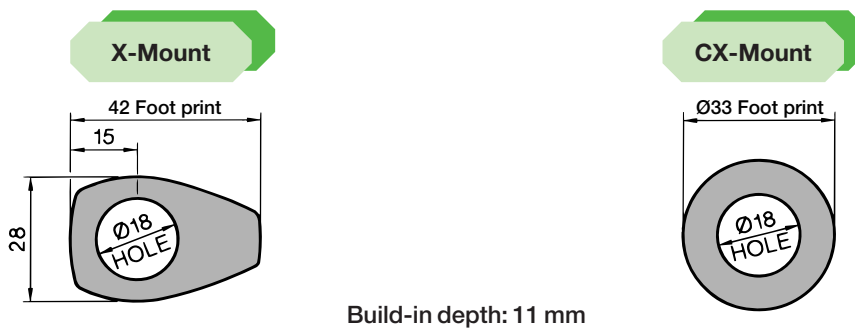
Because of the colinear design this antenna provides a satisfactory omnidirectional gain even when mounted on trunk or wing. The X- and CX-mounts can be installed anywhere on the car. The oblong X-mount is especially suitable for mounting on the often very narrow strip on the rear wing between the trunk lid and the side of the car.

Mounting can take place exclusively with access from the outside when drilling an 18 mm dia. hole. Mounting can take place from the inside by drilling a 14 mm dia. hole. When mounting in a 14 mm dia. hole, remove the bottom plastic ring of the packing gasket with a sharp cutter.

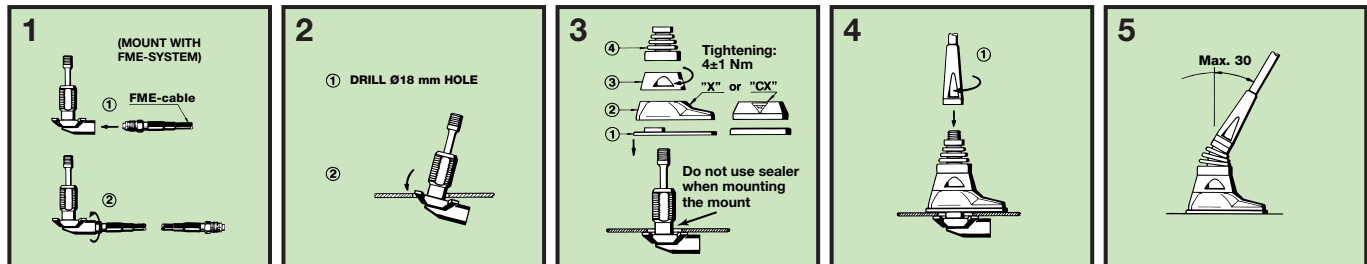
When cleaning the car in car-washing machines, remove the whip using a spanner, size 9 mm. After wash, refit the whip and tighten it lightly with the spanner.

As the mount is internally equipped with a bendable section, the antenna can always be adjusted to an upright position independent of the tilt angle of the installation spot (up to 30° tilt).

## 1. INSTALLATION DIMENSIONS:



## 2. INSTALLATION STEPS:



## 3. TUNING:

The antenna is delivered factory-tuned and requires no further tuning.