

MU 904-X/...

Colinear 4 dB Mobile Antenna
for the 900 MHz Band

PROCOM

DESCRIPTION:


- ★ 4 dB mobile antenna with black-chromed, stainless steel whip.
- ★ 3 models, type "l", "m" and "h", cover band segments suiting the most common 900 MHz CELLULAR networks such as EAMPS, ETACS, NMT-900 and EGSM.
- ★ Stainless steel X-mount with M6-thread whip-fastening system.
- ★ Simple mounting exclusively with access from the outside.
- ★ Models available with X-mount (oblong), CX-mount (circular) and MM-mount (magnetic).
- ★ Choice between two connection principles:
 - ★ X-mount, MM-mount: FME-connection (supplied without cable).
 - ★ XP4-mount : Permanently attached 4 m low loss cable terminated with FME-connector.

SPECIFICATIONS:

ELECTRICAL	
MODEL	MU 904-X/...
ANTENNA TYPE	Colinear mobile antenna
FREQUENCY	900 MHz-band covered by three models
IMPEDANCE	Nom. 50 Ω
POLARISATION	Vertical
GAIN	4 dB (acc. to EIA RS-329-1)
BAND WIDTH	≥ 50 MHz @ SWR ≤ 1.5 ≥ 100 MHz @ SWR ≤ 2.0
SWR	≤ 1.3 @ f. res.
MAX. POWER	60 watts
MECHANICAL	
MATERIALS	Whip: Stainless steel and brass, black-chromed Mount: Black-chromed brass Environment-proof plastics Stainless steel
RECOMMENDED INSTALLATION TORQUE	4 ± 1 Nm
COLOUR	Black
HEIGHT	Approx. 35 cm
WEIGHT	X-version : Approx. 70 g XP4-version : Approx. 210 g MM-version : Approx. 320 g
MOUNTING	18 mm dia. hole

All whips are compatible with all mounts.

To help selecting the correct model for a specific cellular network please consult the survey of cellular network frequencies under USEFUL DATA in our catalogues.



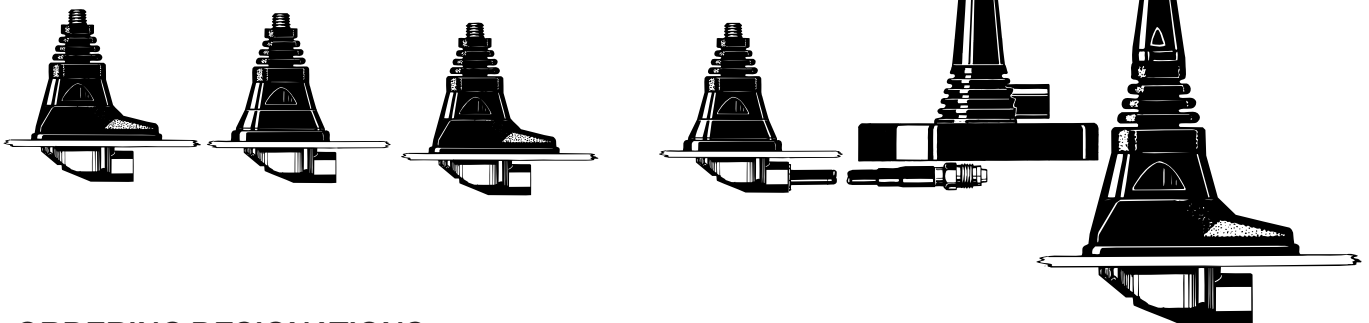
X-Mount

CX-Mount

XP4-Mount

CXP4-Mount

MM-Mount



ORDERING DESIGNATIONS:

FRE-QUENCY RANGE / MOUNT VERSION	X-mount (oblong) with FME-system	CX-mount (circular) with FME-system	XP4-mount (oblong) with 4 m cable + FME-connector	CXP4-mount (circular) with 4 m cable + FME-connector	MM-mount (magnetic) with FME-system
824-894 MHz (EAMPS)	MU 904-X/l	MU 904-CX/l	MU 904-XP4/l	MU 904-CXP4/l	MU 904-MM/l
872-950 MHz (ETACS)	MU 904-X/m	MU 904-CX/m	MU 904-XP4/m	MU 904-CXP4/m	MU 904-MM/m
880-960 MHz (EGSM & NMT-900)	MU 904-X/h	MU 904-CX/h	MU 904-XP4/h	MU 904-CXP4/h	MU 904-MM/h

PROCOM A/S reserve the right to amend specifications without prior notice.

MU 904-X/... Installation



This antenna should be mounted on the car roof to ensure best omnidirectional coverage

Mounting can take place exclusively with access from the outside when drilling an 18 mm dia. hole. Mounting can take place from the inside by drilling a 14 mm dia. hole. When mounting in a 14 mm dia. hole, remove the bottom plastic ring of the packing gasket with a sharp cutter.

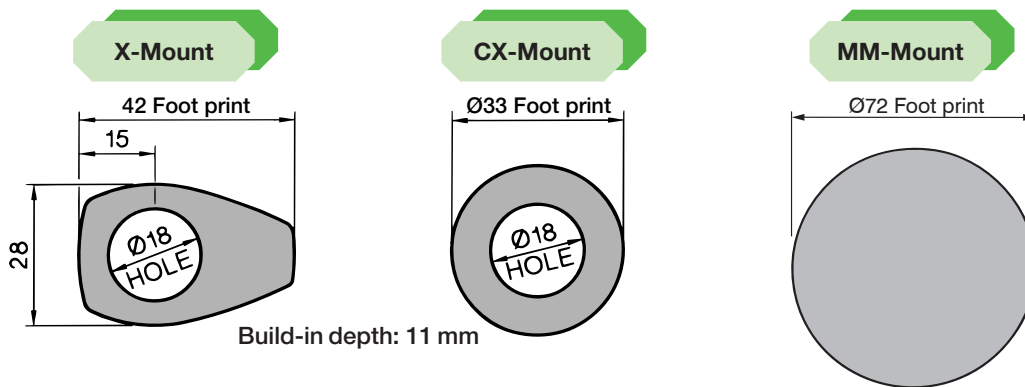
When cleaning the car in car-washing machines, remove the whip using a spanner, size 9 mm. After wash, refit the whip and tighten it lightly with the spanner.

As the X- and CX-mounts are internally equipped with a bendable section, the antenna can always be adjusted to an upright position independent of the tilt angle of the installation spot (up to 30° tilt).

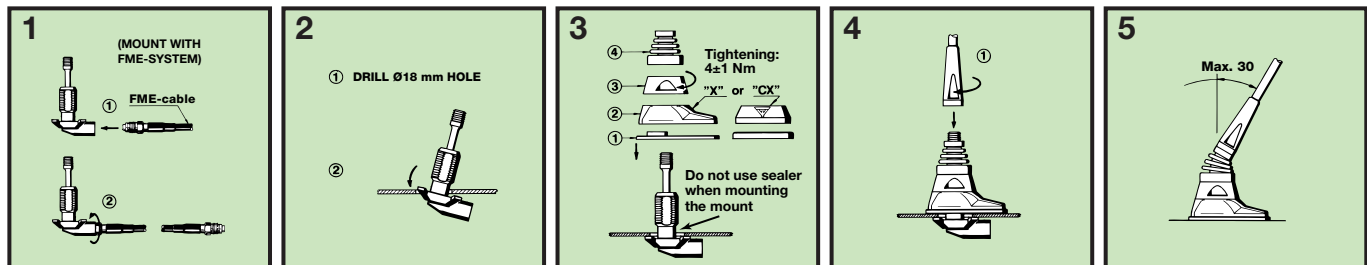
The MiniMag (abbreviated: MM) is a small, light-weight magnetic mount with a high attaching effect. A silicone layer applied to the contact surface protects the car roof and ensures maximum friction.

Antennas with magnetic mount should be mounted at the centre of the vehicle roof to ensure best omnidirectional coverage.

1. INSTALLATION DIMENSIONS:



2. INSTALLATION STEPS:



3. TUNING:

The antenna is delivered factory-tuned and requires no further tuning.

PLEASE NOTE:

For safety reasons:

1. When using the MU 904-MM/..., car speed must not exceed 150 km/h.
2. If operating the MM-mount with other whips, whip length must never exceed 320 mm, and utilizing this maximum length, car speed must not exceed 115 km/h.