

MU 4-ZG/...

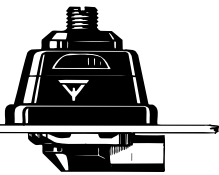
Colinear 4 dB Mobile Antenna for the 450 MHz Band

PROCOM

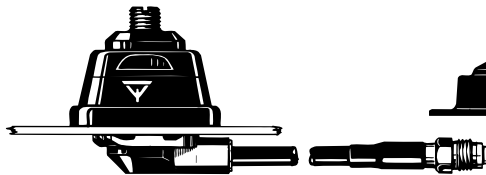
DESCRIPTION:

- ★ 4 dB mobile antenna with colinear, stainless steel whip with 8 mm thread joint.
- ★ Models with ZG-mount or MZG-magnetic mount.
- ★ Choice between ZG-mount with FME-connection (supplied without cable) or ZGP4-mount with 4 m factory fitted cable (terminated with FME-connector).
- ★ MZG-models are provided with FME-connection directly on the mount (supplied without cable).
- ★ Choice between general purpose tunable models and permanently tuned models for cellular systems.

ZG-Mount



ZGP4-Mount



MZG-Mount




ORDERING DESIGNATIONS:

MOUNT VERSION	ZG-mount with FME	ZGP4-mount with 4 m cable and FME-connector	MZG-mount with FME
TUNING RANGE	Models for general application – tunable with adjustment disc:		
380...410 MHz	MU 4-ZG/s	MU 4-ZGP4/s	MU 4-MZG/s
406...430 MHz	MU 4-ZG/f	MU 4-ZGP4/f	MU 4-MZG/f
420...450 MHz	MU 4-ZG/l	MU 4-ZGP4/l	MU 4-MZG/l
440...470 MHz	MU 4-ZG/h	MU 4-ZGP4/h	MU 4-MZG/h
FREQUENCY RANGE	Models for cellular systems – pretuned, without adjustment disc:		
414–430 MHz	MU 4-ZG/CEL4	MU 4-ZGP4/CEL4	MU 4-MZG/CEL4
425–440 MHz	MU 4-ZG/CEL3	MU 4-ZGP4/CEL3	MU 4-MZG/CEL3
440–455 MHz	MU 4-ZG/CEL2	MU 4-ZGP4/CEL2	MU 4-MZG/CEL2
450–470 MHz	MU 4-ZG/CEL1	MU 4-ZGP4/CEL1	MU 4-MZG/CEL1

SPECIFICATIONS:

ELECTRICAL	
MODEL	MU 4-ZG/...
ANTENNA TYPE	Colinear stainless steel mobile whip antenna
FREQUENCY	Models within 380–470 MHz
IMPEDANCE	Nom. 50 Ω
POLARISATION	Vertical
GAIN	4 dB (acc. to EIA RS-329-1)
BAND WIDTH	> 15 MHz @ SWR ≤ 1.5
SWR	≤ 1.3 @ f. res.
MAX. POWER	100 watts
MECHANICAL	
MATERIALS	Whip: Black-chromed stainless steel and brass Mount: Black-chromed brass Environment-proof plastics Stainless steel
RECOMMENDED INSTALLATION TORQUE	7.5 ± 1 Nm
COLOUR	Black
HEIGHT	Approx. 59 cm (dep. on freq.)
WEIGHT	ZG-version: Approx. 180 g ZGP4-version: Approx. 320 g MZG-version: Approx. 860 g
MOUNTING	21 mm dia. hole



To help selecting the correct model for a specific cellular network, please consult the survey of cellular network frequencies under USEFUL DATA in our catalogues.

Whips from the ZG/ZGP4 mounts and whips from the MZG mount are **not** compatible.

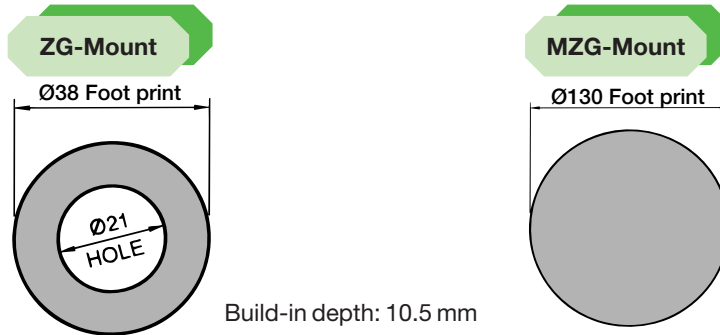
PROCOM A/S reserve the right to amend specifications without prior notice.

MU 4-ZG/... Installation

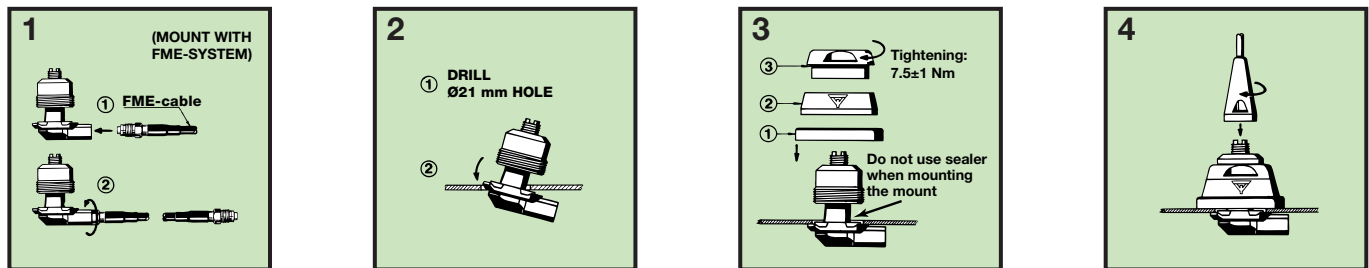


The antenna whip comprises a $1/4 \lambda$ section, a phase shifting coil, and a $1/2 \lambda$ section. The ZG-mount is designed for mounting from the outside in a 21 mm dia. hole on horizontal surfaces as e.g. roof top or trunk lid. The mount is provided with an M8 x 1 thread mount system. This construction meets the demand for a low-profile mobile mount with a slim appearance and with protection against theft of the antenna whip. When cleaning the car in car-washing machines, the whip is easily removed using a spanner, size 12 mm. The whip is refitted again by screwing it onto the thread stud and tightening it with the spanner. The MZG-mount antennas are provided with a large-diameter, thoroughly magnetized permanent ring magnet with an extraordinarily high attaching effect. A silicone layer applied to the whole contact surface protects the car roof and ensures maximum friction. Please note that whips from the ZG/ZGP4 mounts and the whips from the MZG-mount are not compatible.

1. INSTALLATION DIMENSIONS:

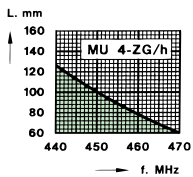
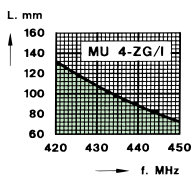
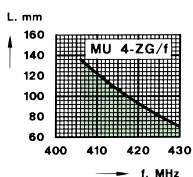
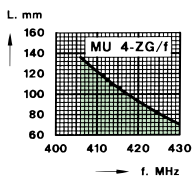


2. INSTALLATION STEPS:


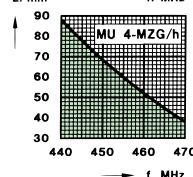
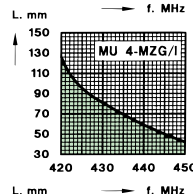
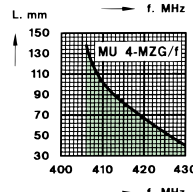
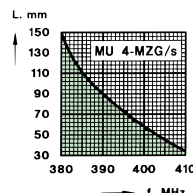


3. TUNING:

ZG- and ZGP4-models:



MZG-models:



PLEASE NOTE:

For safety reasons:
When using the MU 4-MZG/..., car speed must not exceed 140 km/h.