

# MU 3-BZ/TETRA/I

3 dB Gain  $5/8 \lambda$  Mobile Antenna for the TETRA Band

## DESCRIPTION

- Black-chromed stainless steel whip with toggle joint.
- Factory tuned for the range 380 - 400 MHz.
- Stainless steel BZ-mount with ball-joint and wing screw whip-fastening system.
- Simple mounting exclusively with access from the outside.
- Choice between two connection principles:
  - BZ-mount: FME-connection (supplied without cable).
  - BZP4-mount: Permanently attached 4 m cable terminated with FME-connector.




### Hat screw option:



For antenna delivered with hat screw instead of wing screw add a K to the antenna designation.

BZ-MOUNT

BZP4-MOUNT



## ORDERING DESIGNATIONS

MOUNT VERSION	TYPE NO.
BZ-mount with FME-system	MU 3-BZ/TETRA/I
BZP4-mount with 4 m cable and FME-connector	MU 3-BZP4/TETRA/I

## SPECIFICATIONS

ELECTRICAL	
MODEL	MU 3-BZ/TETRA/I
ANTENNA TYPE	$5/8 \lambda$ mobile whip antenna
FREQUENCY	380 - 400 MHz
IMPEDANCE	Nom. 50 $\Omega$
POLARISATION	Vertical
GAIN	Approx. 3 dB (acc. to EIA RS-329-1)
BAND WIDTH	$\geq 10$ MHz @ SWR $\leq 1.5$
SWR	$\leq 1.5$ @ f. res.
MAX. POWER	100 W
MECHANICAL	
MATERIALS	<b>Whip:</b> Stainless steel, black-chromed Black-chromed brass <b>Mount:</b> Black-chromed brass Environment-proof plastics Stainless steel
RECOMMENDED INSTALLATION TORQUE	7.5 $\pm$ 1 Nm
COLOUR	Black
HEIGHT	Approx. 49 cm
WEIGHT	BZ-version: Approx. 140 g BZP4-version: Approx. 280 g
MOUNTING	$\varnothing 21$ mm dia. hole
ROOF THICKNESS	Max. 2.0 mm (Models up to 7.5 mm on request)

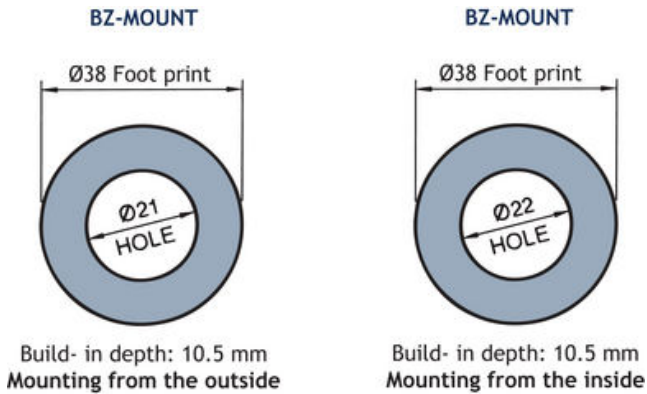
## INSTALLATION

This antenna is provided with type BZ-mount. The whip is fastened to the mount by means of our standard ball-joint and wing screw system. The adjustable ball-joint ensures that the whip can always be mounted in a vertical position independent of the angle of the installation spot.

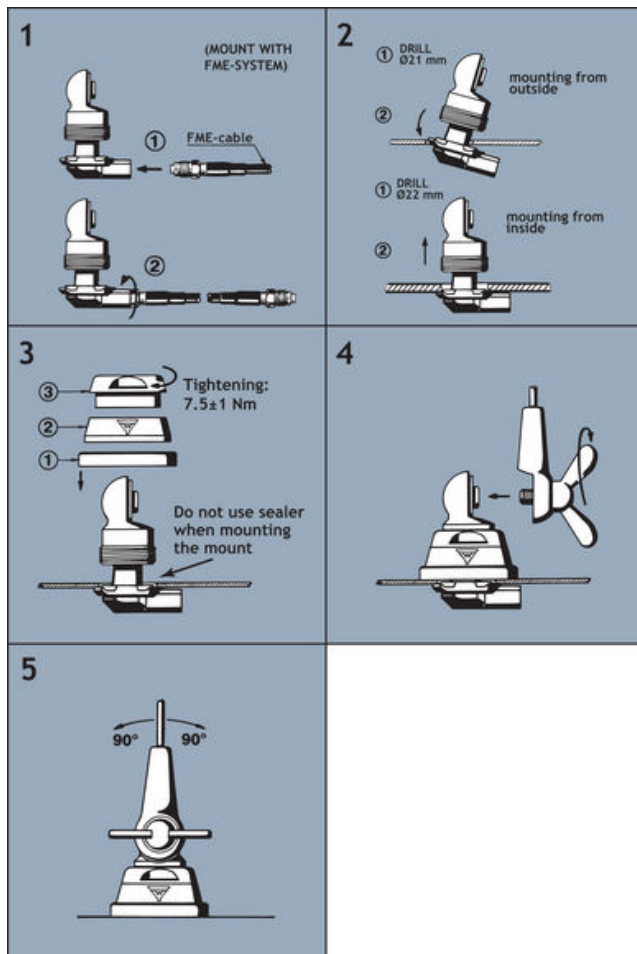
The BZ-mount is particularly well suited for mounting on car-roofs because of its ability to be installed exclusively with access from the outside.

However, the antenna can be installed anywhere on the car, as the BZ-mount is equally well suited for mounting on e.g. trunk or wing.

### 1. INSTALLATION DIMENSIONS:



### 2. INSTALLATION STEPS:



Do not use sealer on rubber gasket or other places.



PROCOM A/S reserve the right to amend specifications without prior notice.

20/04/2009