

# CXL 900/1800/1900/UMTS/LW

Quadruple-Band Base Station and Marine Antenna for the 900 MHz, 1800 MHz, 1900 MHz and the 2000 MHz Bands

## DESCRIPTION

- Quadruple-band base station and marine antenna – four bands with only one antenna.
- Covering both GSM/NMT-900, DCS-1800/PCN (GSM 900/1800), PCS-1900 and UMTS.
- Particularly suitable for use with triple-band mobile phones.
- Unity gain on all bands.
- The carefully designed, broad-banded antenna element is sealed in a high-quality, conical glass fibre tube with low wind-load, ensuring performance undisturbed by corrosive environments.
- Provided with the sturdy "LW" mast mount – a lightweight, multipurpose, epoxy-coated mounting bracket made of non-corrosive aluminium.
- The accompanying U-bolts and fittings are made of stainless steel.
- To be mounted on vertical or horizontal mast tubes, 16 to 54 mm in outer diameter.
- The cable can be led either on the outside or along the inside of the mast tube.
- Large bandwidth with respect to both SWR and gain.
- To substantially reduce noise caused by atmospheric discharges, all metal parts in the antenna are DC-grounded. Consequently, the antenna shows a DC-short across the coaxial cable.
- The CXL 900/1800/UMTS/LW is a vibration-proof, lightweight, slim-line, corrosion resistant, modern style base station and marine antenna.



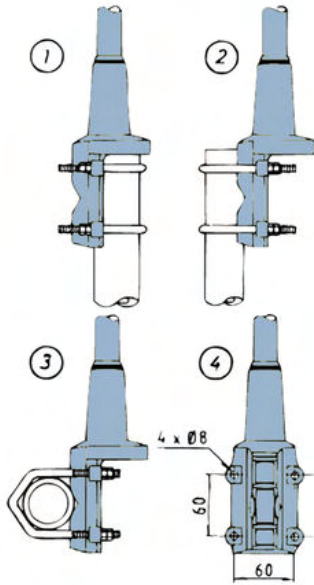
## ORDERING DESIGNATIONS

TYPE	PRODUCT NO.
CXL 900/1800/1900/UMTS/LW	110000229

## SPECIFICATIONS

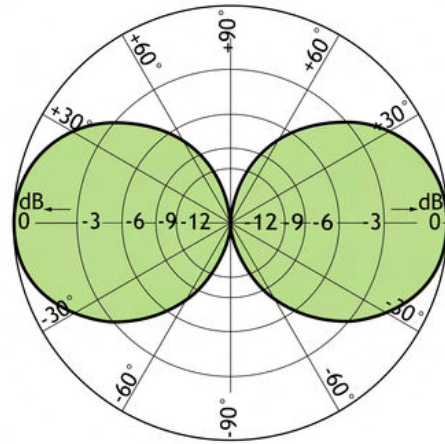
ELECTRICAL	
MODEL	CXL 900/1800/1900/UMTS/LW
ANTENNA TYPE	Quadruple-band base station and marine antenna
FREQUENCY	800-960 MHz/1710-1880 MHz/1850-1990 MHz/ 1900-2200 MHz (GSM 900/DCS-1800/PCS-1900/UMTS)
IMPEDANCE	Nom. 50 $\Omega$
POLARIZATION	Vertical
GAIN	Approx. 0 dBd (all bands)
SWR	GSM @ $\leq 2.0$ DCS-1800 @ $\leq 2.0$ PCS-1900 @ $\leq 3.0$ UMTS @ $\leq 3.0$
MAX. POWER	100 W
ANTISTATIC PROTECTION	All metal parts DC-grounded (Connector shows a DC-short)
MECHANICAL	
TEMP. RANGE	-30°C $\rightarrow$ +70°C
CONNECTOR	N-female
WIND SURFACE	Approx. 0.018 m <sup>2</sup>
WIND LOAD	Approx. 23 N @ 160 km/h
COLOUR	Marine white
MATERIALS	Shroud: Polyurethane-coated glass fibre Mounting bracket: Seawater resistant aluminium, epoxy-coated Clamps: Stainless steel
TOTAL HEIGHT	Approx. 500 mm
DIA. IN TOP END	21 mm
DIA. IN BOTTOM END	23 mm
WEIGHT	Approx. 600 g
MOUNTING	On 16 to 54 mm dia. mast tube

MULTI-PURPOSE MOUNTING BRACKET

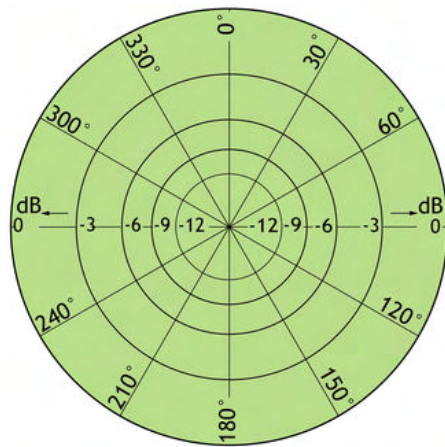


- ① Mast tube  $D_1$ , min. = 30 mm  
Mast tube  $D_0$ , max. = 54 mm
- ② Mast tube  $D_0$ , max. = 54 mm  
Mast tube  $D_0$ , min. = 16 mm
- ③ Mast tube  $D_0$ , max. = 54 mm  
Mast tube  $D_0$ , min. = 16 mm

TYPICAL RADIATION PATTERN (E-PLANE)



TYPICAL RADIATION PATTERN (H-PLANE)



PLEASE NOTE

The antenna is delivered with a DC-connection between the antenna element and the mounting bracket.



PROCOM A/S reserve the right to amend specifications without prior notice.

02/02/2011