

CXL 1800-1LW

Universal, 0 dBd Marine and Base Station Antenna for the 1800 MHz Band

PROCOM

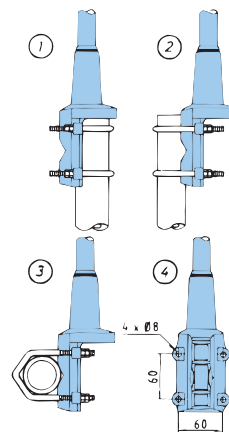
DESCRIPTION:

- ★ CXL 1800-1LW is a 0 dBd, vertically polarised, omnidirectional marine and base station antenna for the 1800 MHz band.
- ★ The carefully designed, broad-banded antenna element is sealed in a high-quality, conical glassfiber tube with low wind-load, which will ensure undisturbed performance by corrosive environments.
- ★ Provided with the sturdy "LW" mast mount – a lightweight, multipurpose, epoxy-coated mounting bracket made of non-corrosive aluminium.
- ★ The accompanying U-bolts and fittings are made of stainless steel.
- ★ To be mounted on vertical or horizontal mast tubes, 16 to 54 mm in outer diameter.
- ★ The cable can be led either on the outside or along the inside of the mast tube.
- ★ Large bandwidth with respect to both SWR and gain.
- ★ To substantially reduce noise caused by atmospherical discharges, all metal parts in the antenna are DC-grounded. Consequently, the antenna shows a DC-short across the coaxial cable.
- ★ The CXL 1800-1LW is a vibration-proof, lightweight, slim-line, corrosion resistant, modern style marine and base station antenna.

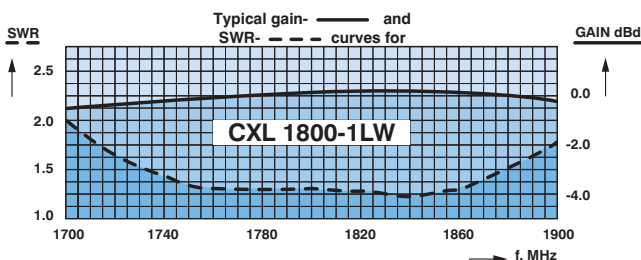

SPECIFICATIONS:

ELECTRICAL	
MODEL	CXL 1800-1LW
ANTENNA TYPE	1/2 λ coaxial dipole, broad-banded
FREQUENCY	1710-1880 MHz
IMPEDANCE	Nom. 50 Ω
RADIATION	Omnidirectional
POLARISATION	Vertical
GAIN	2 dBi (0 dBd)
BANDWIDTH	≥ 170 MHz at SWR ≤ 2.0
SWR	≤ 2.0
MAX. POWER	100 watt
ANTISTATIC PROTECTION	All metal parts DC-grounded (Connector shows a DC-short)
MECHANICAL	
TEMP. RANGE	-30° C → +70° C
CONNECTOR	N-female
WIND SURFACE	Approx. 0.018 m ²
WIND LOAD	20 N (at 150 km/h)
COLOUR	Marine white
MATERIALS	Shroud: Polyurethane coated glassfiber Mounting bracket: Seawater resistant aluminium, epoxy-coated Clamps: Stainless steel
TOTAL HEIGHT	Approx. 490 mm
DIA. IN TOP END	14 mm
DIA. IN BOTTOM END	16 mm
WEIGHT	Approx. 500 g
MOUNTING	On 16-54 mm dia. mast tube

MULTI-PURPOSE MOUNTING BRACKET:



- ① Mast tube D_i, min. = 30 mm
Mast tube D_o, max. = 54 mm
- ② Mast tube D_o, max. = 54 mm
Mast tube D_o, min. = 16 mm
- ③ Mast tube D_o, max. = 54 mm
Mast tube D_o, min. = 16 mm



PLEASE NOTE:

The antenna is delivered with a DC-connection between the antenna element and the mounting bracket.

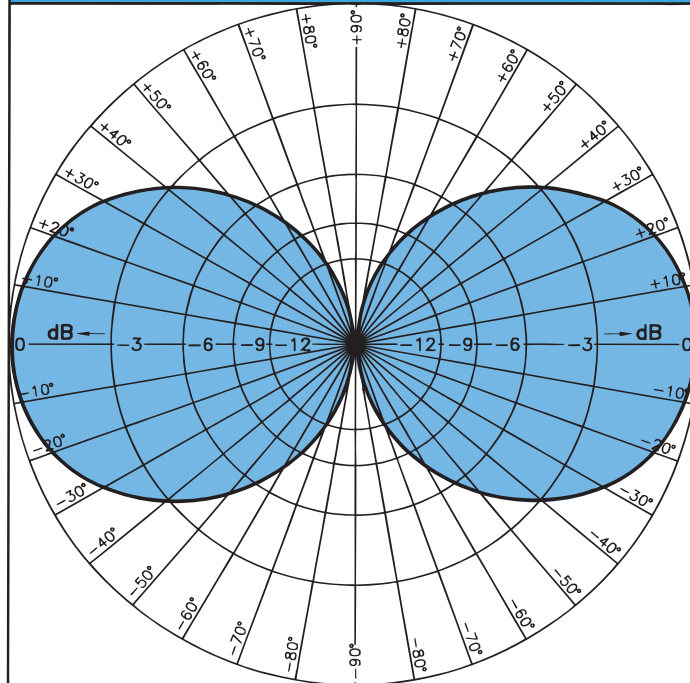
PROCOM A/S reserve the right to amend specifications without prior notice.

CXL 1800-1LW

Universal, 0 dBd Marine and Base Station
Antenna for the 1800 MHz Band



TYPICAL RADIATION PATTERN (E-PLANE)



TYPICAL RADIATION PATTERN (H-PLANE)

