

CXL 900-6LW/...

Lightweight, 6 dBi, Omnidirectional Marine and Base Station Antenna for the 900 MHz Band



DESCRIPTION:

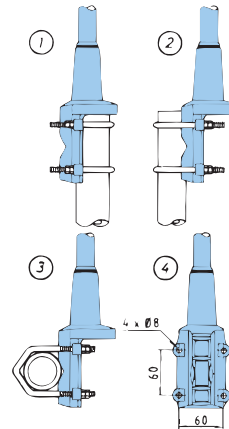
- ★ CXL 900-6LW/... is a 6 dBi, vertically polarised, omnidirectional marine and base station antenna, which covers the 900 MHz band in three models.
- ★ Provided with the sturdy "LW" mast mount – a lightweight, multipurpose, epoxy-coated mounting bracket made of non-corrosive aluminium.
- ★ The accompanying U-bolts and fittings are made of stainless steel.
- ★ To be mounted on vertical or horizontal mast tubes, 16 to 54 mm in outer diameter.
- ★ The cable can be led either on the outside or along the inside of the mast tube.
- ★ Large bandwidth with respect to both SWR and gain.
- ★ Highly suitable for duplex operation with large spacing between the TX and RX frequencies.
- ★ The carefully designed radiating element is sealed in a high-quality, conical glassfiber tube with low wind-load, which will ensure undisturbed performance in all climates.
- ★ To substantially reduce noise caused by atmospheric discharges, all metal parts in the antenna are DC-grounded. Consequently, the antenna shows a DC-short across the coaxial cable.
- ★ The CXL 900-6LW/... is a vibration-proof, lightweight, slim-line, corrosion resistant, modern style marine and base station antenna.

SPECIFICATIONS:

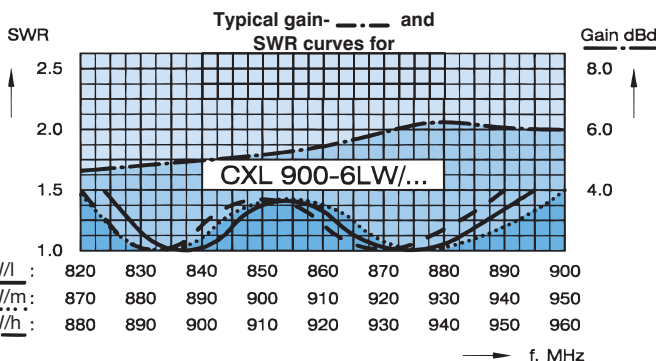
ELECTRICAL	
MODEL	CXL 900-6LW/...
ANTENNA TYPE	Colinear, broad-banded
FREQUENCY	Models within 824–960 MHz
IMPEDANCE	Nom. 50 Ω
RADIATION	Omnidirectional
POLARISATION	Vertical
GAIN	8 dBi 6 dBd
HALF-POWER BEAMWIDTH	14°
BANDWIDTH	70–80 MHz
SWR	≤ 1.5
MAX. POWER	150 watt
ANTISTATIC PROTECTION	All metal parts DC-grounded (Connector shows a DC-short)
MECHANICAL	
TEMP. RANGE	-30° C → +70° C
CONNECTOR	N-female
WIND SURFACE	Approx. 0.028 m ²
WIND LOAD	Approx. 31 N (at 150 km/h)
COLOUR	Marine white
MATERIALS	Shroud: Polyurethane coated glassfiber Mounting bracket: Seawater resistant aluminium, epoxy-coated Clamps: Stainless steel
TOTAL HEIGHT	Approx. 1.51 m (dep. on freq.)
DIA. IN TOP END	20 mm
DIA. IN BOTTOM END	23 mm
WEIGHT	Approx. 1.4 kg
MOUNTING	On 16–54 mm dia. mast tube

ORDERING DESIGNATIONS	
TYPE NO.	FREQUENCY
CXL 900-6LW/l	824–894 MHz
CXL 900-6LW/m	870–950 MHz
CXL 900-6LW/h	890–960 MHz

MULTI-PURPOSE MOUNTING BRACKET:

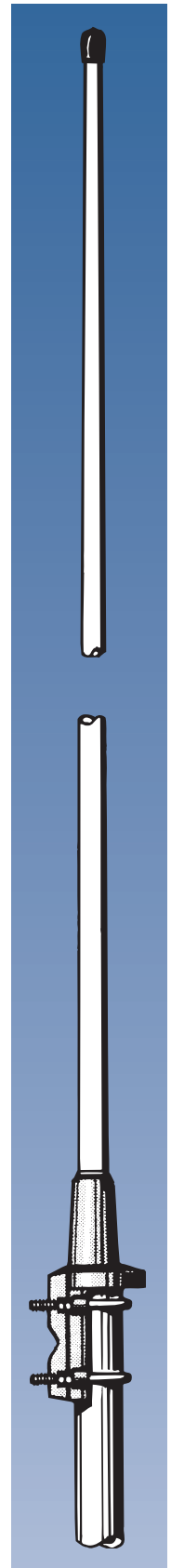


- 1 Mast tube D_i , min. = 30 mm
Mast tube D_o , max. = 54 mm
- 2 Mast tube D_o , max. = 54 mm
Mast tube D_o , min. = 16 mm
- 3 Mast tube D_o , max. = 54 mm
Mast tube D_o , min. = 16 mm



PLEASE NOTE:

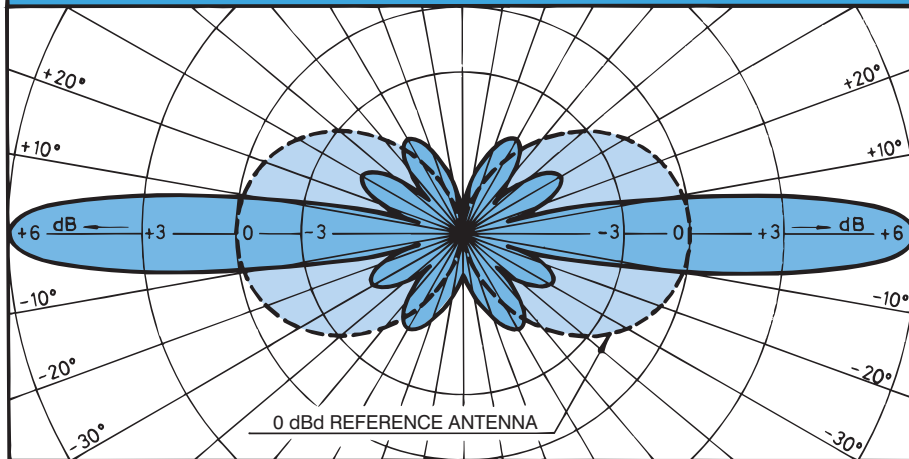
The antenna is delivered with a DC-connection between the antenna element and the mounting bracket.



CXL 900-6LW/...
Lightweight, 6 dBd, Omnidirectional Marine and Base Station Antenna for the 900 MHz Band



TYPICAL RADIATION PATTERN (E-PLANE)



TYPICAL RADIATION PATTERN (H-PLANE)

