

CXL 70-1/...

Unity Gain Marine and Base Station UHF Antenna




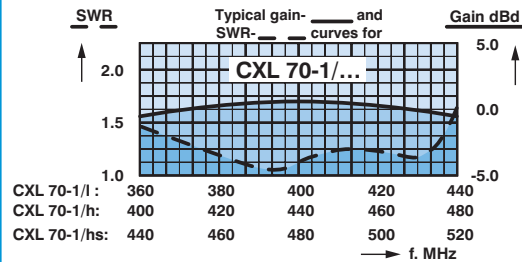
DESCRIPTION:

- ★ This rod-type UHF antenna is developed for use onboard ships as well as on masts and covers the 450 MHz band in three models.
- ★ The 1" revolving nut mounting system makes it possible to mount the antenna in the mast, in the auxiliary mast or on the cross-beam. By means of PROCOM's flange mount type "FLG", it can easily be mounted even on the rooftop.
- ★ This antenna type can be used for a wide variety of purposes. It is very popular and widely used in connection with 70 cm CELLULAR systems – as for instance the Nordic Mobile Telephone system NMT – making it possible to extend the – normally land based – CELLULAR telephone system for maritime mobile service as well.
- ★ The antenna is a $1/2 \lambda$ design and this means that it needs neither loading coils, groundplane, radials nor other auxiliary arrangements.
- ★ Bear in mind that the higher the antenna is mounted the better coverage.
- ★ Avoid mounting the antenna parallel with or in the neighbourhood of other metal parts, such as masts, supporting wires etc. Free mounting and as high as possible is most preferable, otherwise the SWR and the radiation diagram will be influenced.
- ★ The antenna is a grounded radiator antenna and therefore it shows a DC-short across the coaxial cable.
- ★ A conical glassfiber tube completely encloses the carefully designed radiating element to assure long dependable service in all climates.

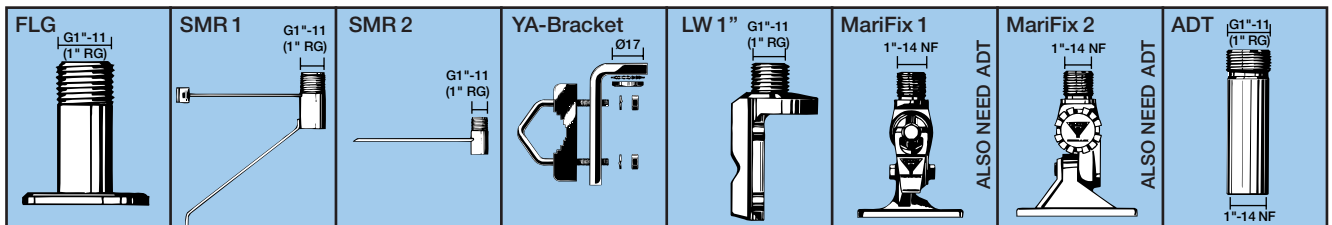
SPECIFICATIONS:

ELECTRICAL	
MODEL	CXL 70-1/...
ANTENNA TYPE	$1/2 \lambda$ coaxial dipole, broad-banded
FREQUENCY	CXL 70-1/l : 380–430 MHz CXL 70-1/h : 420–470 MHz CXL 70-1/hs: 460–510 MHz
IMPEDANCE	Nom. 50 Ω
POLARISATION	Vertical
GAIN	2 dBi 0 dBd
BAND WIDTH	50 MHz
SWR	< 1.5
MAX. POWER	150 watts
MECHANICAL	
TEMP. RANGE	-30° C → +70° C
CONNECTOR	N-female
WIND SURFACE	0.0093 m ²
WIND LOAD	12 N @ 160 km/h
COLOUR	Marine white
MATERIALS	Shroud: Polyurethane coated glassfiber Mounting bracket: Chromed brass
TOTAL HEIGHT	Approx. 560 mm
DIA. IN TOP END	12 mm
DIA. IN BOTTOM END	16 mm
WEIGHT	Approx. 350 g
MOUNTING	On 1" RG (G1"-11) threaded water pipe or on optional mounting brackets (see below)

ORDERING DESIGNATIONS	
TYPE NO.	FREQUENCY
CXL 70-1/l	380–430 MHz
CXL 70-1/h	420–470 MHz
CXL 70-1/hs	460–510 MHz



ACCESSORIES: (to be ordered separately)



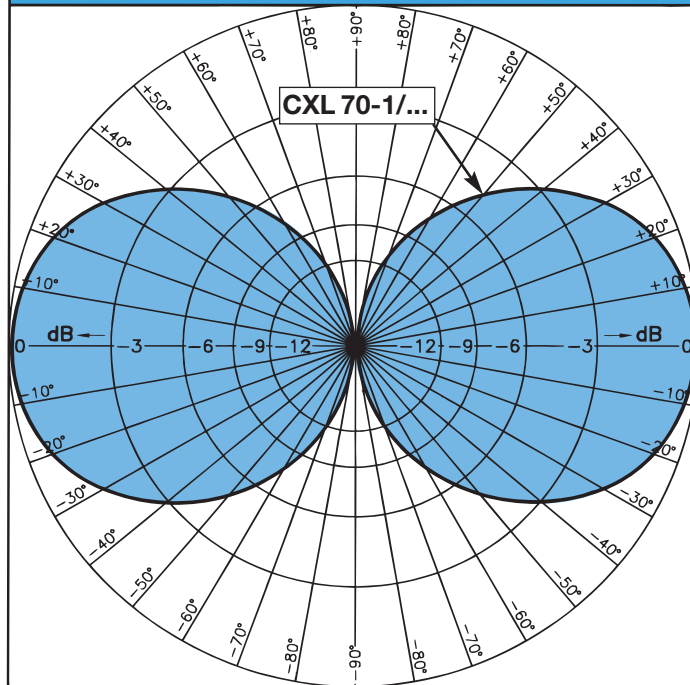
PROCOM A/S reserve the right to amend specifications without prior notice.

CXL 70-1/...

Unity Gain Marine and Base Station UHF Antenna



TYPICAL RADIATION PATTERN (E-PLANE)



TYPICAL RADIATION PATTERN (H-PLANE)

