

CXL 230-1/DAB

Marine and Base Station DAB Antenna

PROCOM

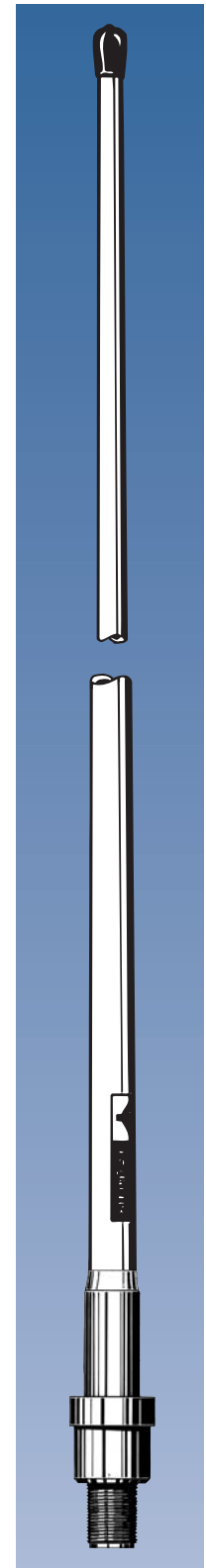
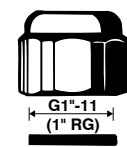
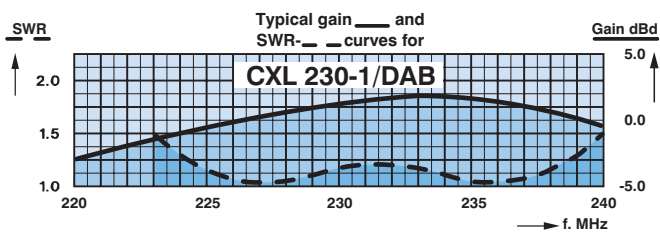

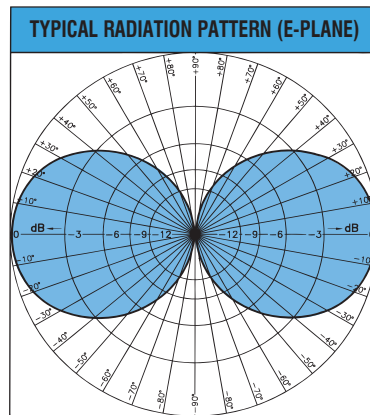
DESCRIPTION:

- ★ This 0 dBd omnidirectional marine and base station antenna covers the terrestrial DAB (Digital Audio Broadcast) Band.
- ★ The antenna is a $1/2 \lambda$ design and this means that it needs neither loading coils, ground-plane, radials nor other auxiliary arrangements.
- ★ Avoid mounting the antenna parallel with and in the neighbourhood of other metal parts, such as masts, supporting wires etc. Free mounting and as high as possible is most preferable, otherwise the SWR and the radiation diagram will be influenced.
- ★ Bear in mind that the higher the antenna is mounted the better coverage.
- ★ Furthermore, the antenna is a grounded radiator antenna and therefore it shows a DC-short across the coaxial cable.
- ★ A conical glassfiber tube completely encloses the carefully designed radiating element to ensure long dependable service in all climates.

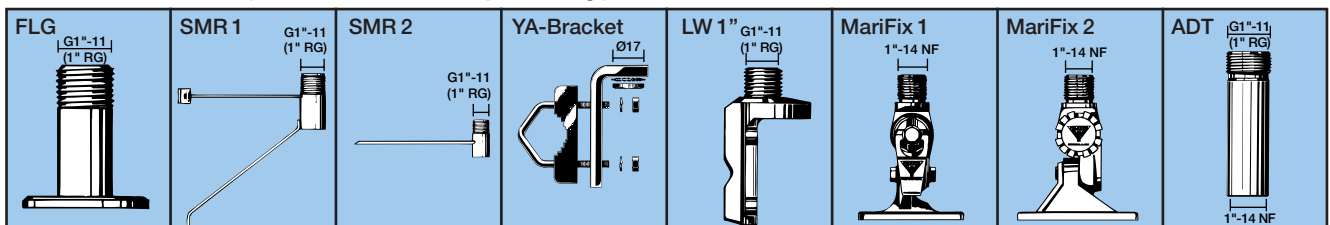
DAB

SPECIFICATIONS:

ELECTRICAL	
MODEL	CXL 230-1/DAB
ANTENNA TYPE	$1/2 \lambda$ coaxial, broad-band
FREQUENCY	223-240 MHz
IMPEDANCE	Nom. 50 Ω
POLARISATION	Vertical
GAIN	2 dBi (0 dBd)
BANDWIDTH	17 MHz
SWR	< 1.5
MAX. POWER	150 watt
MECHANICAL	
TEMP. RANGE	-30° C → +70° C
CONNECTOR	UHF-female
WIND SURFACE	0.0196 m ²
WIND LOAD	21.8 N (at 150 km/h)
COLOUR	Marine white
MATERIALS	Shroud: Polyurethane coated glassfiber Mounting bracket: Chromed brass
TOTAL HEIGHT	Approx. 1.15 m
DIA. IN TOP END	8 mm
DIA. IN BOTTOM END	16 mm
WEIGHT	Approx. 300 g
MOUNTING	On 1" RG (G1"-11) threaded water pipe or on optional mounting brackets (see below)



ACCESSORIES: (to be ordered separately)



PROCOM A/S reserve the right to amend specifications without prior notice.