

MA 2-1 SC-SHT

Marine VHF Antenna with reduced height

DESCRIPTION

- The efficiency is very high despite the small dimensions and the antenna is fully capable of handling up to 50 W of output power.
- The tapered, reduced, encapsulated $\frac{1}{2} \lambda$ copper wire radiator together with the chrome brass housing and stainless steel corner bracket constitute an antenna tough and ready to cope with the corrosive environment at the masthead or other places.
- The end-fed dipole principle makes the antenna independent of ground-plane, radials or other auxiliary arrangements.
- The antenna whip should not be mounted parallel or near to other metal parts, such as windex, supporting wires etc. Free mounting and as high as possible is preferable, otherwise the SWR and the radiation diagram will be influenced.



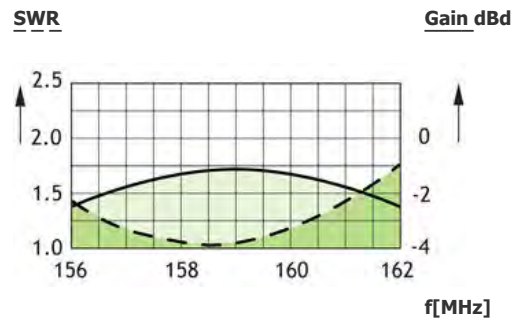
ORDERING DESIGNATIONS

TYPE	PRODUCT NO.
MA 2-1 SC-SHT	110000236

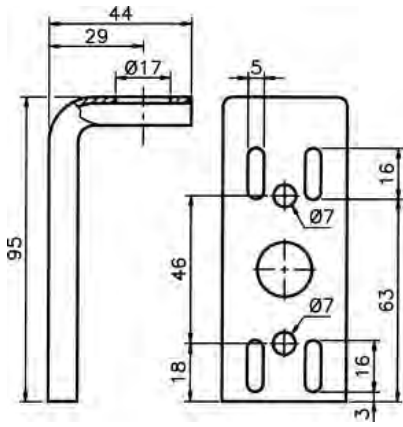
SPECIFICATIONS

ELECTRICAL	
MODEL	MA 2-1 SC-SHT
ANTENNA TYPE	Reduced $\frac{1}{2} \lambda$ dipole, end-fed
FREQUENCY	156 – 162 MHz
IMPEDANCE	Nom. 50 Ω
POLARIZATION	Vertical
GAIN	-1 dBi -3 dBd
BANDWIDTH	6 MHz \leq SWR 2 MHz
SWR	<1.3 @ f.res
MAX. POWER	50 W
MECHANICAL	
TEMP. RANGE	-30° C \rightarrow +70° C
CONNECTOR	UHF-female
WIND SURFACE	0.0094 m ²
WIND LOAD	10.4 N @ 150 km/h
COLOUR	Bright chrome White
MATERIALS	Whip : Glass fibre whip with copper wire winding, polyethylene-covered. Bright-chrome brass. Housing: Chrome brass
TOTAL HEIGHT	Approx. 0.55 m
WEIGHT	Approx. 400 g
MOUNTING	With screws, rivets or binder

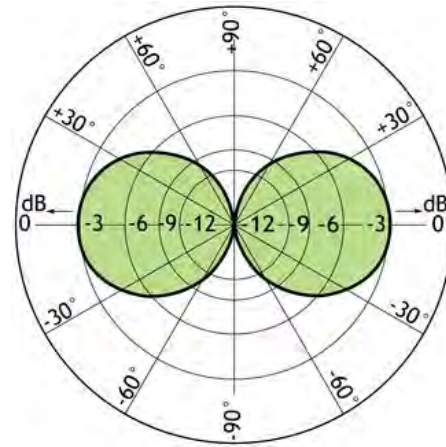
TYPICAL GAIN AND SWR CURVE:



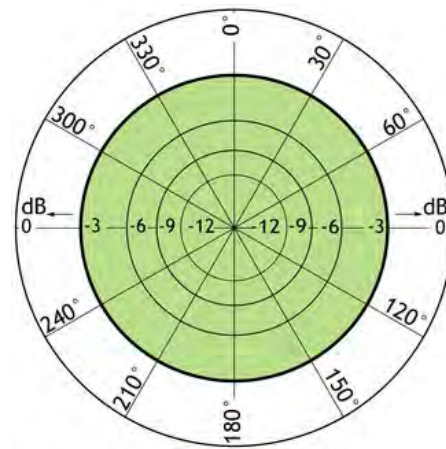
"YA" MOUNTING BRACKET DIMENSIONS



TYPICAL RADIATION PATTERN (E-PLANE)



TYPICAL RADIATION PATTERN (H-PLANE)



PROCOM A/S reserve the right to amend specifications without prior notice.

24/05/2011