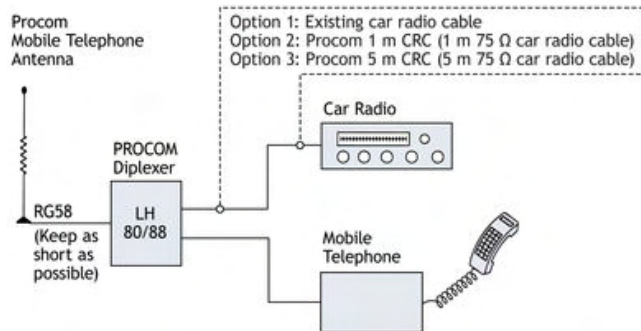



LHB 80/88

Diplexer for Mobile Telephone (66 - 80 MHz) and Car Radio (0 - 15 MHz and 88 - 108 MHz)

DESCRIPTION

- Diplexer for simultaneous operation of mobile telephone and car radio on a common mobile telephone antenna.
- Extremely small dimensions.
- Quick installation using dual-adhesive pad provided.
- FME-connections on antenna and transceiver terminals
 - CRC (M10 x 0.75) connection on the car radio terminal.
- 1 m or 5 m PROCOM 75 Ohm car radio cable available as an option.



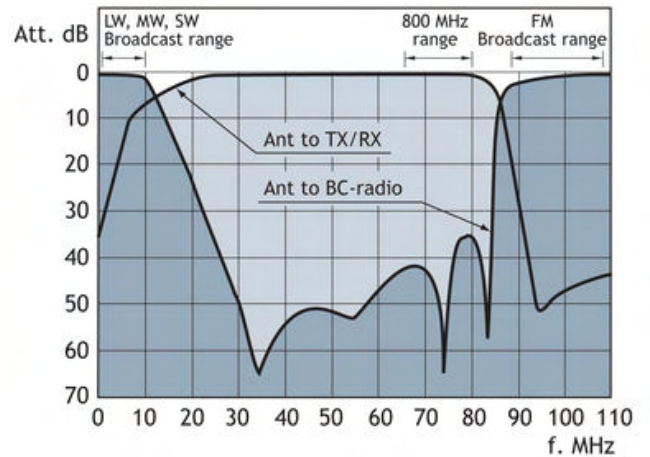
ORDERING DESIGNATIONS

TYPE	PRODUCT NO.
LHB 80/88	200 000 770

SPECIFICATIONS

ELECTRICAL	
MODEL	LHB 80/88
FREQUENCY	Mobile telephone: 66 - 80 MHz Car radio: 0 - 15 MHz and 88 - 108 MHz
MAX. INPUT POWER	35 W
INSERTION LOSS	0 - 15 and 88 - 108 MHz: ≤ 2.0 dB 66 - 80 MHz: ≤ 1.5 dB
ISOLATION	Low to high port: ≥ 35 dB
IMPEDANCE	Transceiver : 50 Ω Car radio : 75 Ω
MECHANICAL	
TEMP. RANGE	-30° C → +70° C
CONNECTORS	TX/RX : FME Car radio: CRC-Connector (M10 x 0.75) Antenna : FME
DIMENSIONS (W x H x D)	50 x 21 x 60 mm
WEIGHT	Approx. 67 g
ACCESSORIES	Car radio cable Type 1 m CRC (length 1 m) Type 5 m CRC (length 5 m)

TYPICAL RESPONSE CURVES



INSTALLATION NOTES

1. The 50 Ω cable between antenna and diplexer should be kept as short as possible (preferably not over 1 m).
2. Some communication antennas have insufficient height to ensure satisfactory broadcast reception. Antenna whips with loading coils or matching networks may affect broadcast reception.
3. Tuning: The antenna is tuned for best SWR at the operating frequency as usual. The filter is factory-tuned and ready for installation. The car radio is tuned for optimum reception on the MW-band by means of the antenna tuning screw (if present).



PROCOM A/S reserve the right to amend specifications without prior notice.

08/06/2010