

CAVITIES

BPBR 70/...-250 Band-Pass/Band-Reject Filters for the 450 MHz Band



DESCRIPTION:

- ★ High power base station band-pass/band-reject filters for the 400–470 MHz range.
- ★ The use of large $\varnothing 250$ mm cavities means a high Q, resulting in a very narrow pass/reject spacing.
- ★ The large dimensions also mean a high power rating.
- ★ Unloaded Q of a single cavity is approx. 8000.
- ★ High frequency stability on temperature and power.
- ★ 19" mounting brackets are available as an option (see sec. 9 – Accessories).



BPBR 70/1-250



BPBR 70/2-250

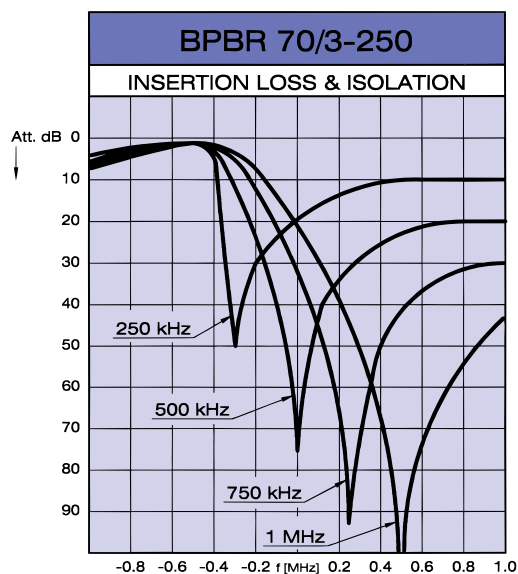
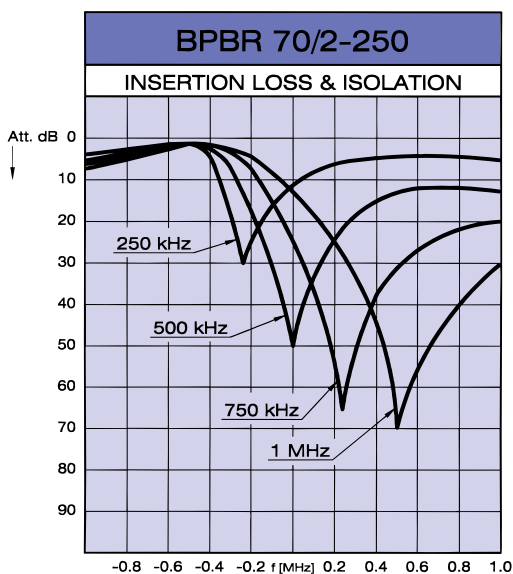
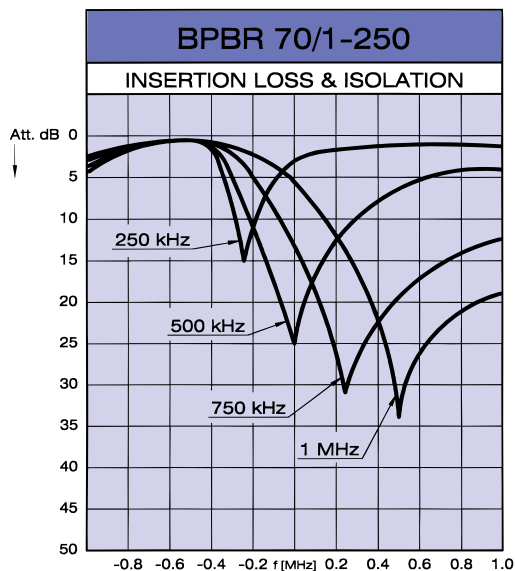


BPBR 70/3-250

PROCOM A/S reserve the right to amend specifications without prior notice.

CAVITIES

BPBR 70/...-250 Band-Pass/Band-Reject Filters for the 450 MHz Band



SPECIFICATIONS:

ELECTRICAL			
	BPBR 70/1-250	BPBR 70/2-250	BPBR 70/3-250
FREQUENCY RANGE	406-512 MHz	406-512 MHz	406-512 MHz
MAX. INPUT POWER	300 W @ 0.5 dB IL 125 W @ 2.0 dB IL	300 W @ 1.0 dB IL 125 W @ 4.0 dB IL	300 W @ 1.5 dB IL 125 W @ 6.0 dB IL
INSERTION LOSS	Adjustable 0.3-2.0 dB	Adjustable 0.6-4.0 dB	Adjustable 0.9-6.0 dB
ATTENUATION	See figure 1	See figure 2	See figure 3
IMPEDANCE	Nom. 50 Ω	Nom. 50 Ω	Nom. 50 Ω
SWR (at resonance)	< 1.5	< 1.5	< 1.5
MECHANICAL			
TEMP. RANGE	-30° C i +60° C RH 0-90% non-condensing	-30° C i +60° C RH 0-90% non-condensing	-30° C i +60° C RH 0-90% non-condensing
FREQ. STABILITY	Approx. 1.5 ppm/° C	Approx. 1.5 ppm/° C	Approx. 1.5 ppm/° C
CONNECTORS	N-female	N-female	N-female
DIMENSIONS	ø250 x 400 mm	L: 250 x W: 500 x H: 400 mm	L: 250 x W: 750 x H: 400 mm
WEIGHT	Approx. 2.8 kg	Approx. 5.2 kg	Approx. 9.6 kg