

R 900/1800-12/14

Dual Band Yagi Antenna for the 900 & 1800 MHz Bands

DESCRIPTION

- Dual band shrouded yagi antenna.
- Covers the 900 MHz GSM band (880–960 MHz) as well as the 1800 MHz DCS-1800/PCN band (1710–1890 MHz).
- 12 dBd gain on 900 MHz and 14 dBd gain on 1800 MHz.
- Linearly polarised with orthogonal polarisations for the two bands.
- H-plane beam widths 35° and 29° for the 900 MHz and 1800 MHz bands respectively.
- E-plane beam widths 33° and 26° for the two bands.
- A sturdy glass reinforced plastic shroud ensures effective protection against the weather.
- All metal parts are DC grounded for noise reduction and lightning protection.
- Materials carefully chosen for minimum electrolytic corrosion and intermodulation.
- Supplied with circular cast alloy clamp for mounting on 25–50 mm mast tubes.
- Reliable and robust design for optimum performance and long lifetime.



ORDERING DESIGNATIONS

TYPE	PRODUCT NO.
R 900/1800-12/14	12000066

The antenna is supplied in the standard version with bracket suiting 25-50 mm dia. mast tube. Available for 50-75 mm dia. mast tube as an option.

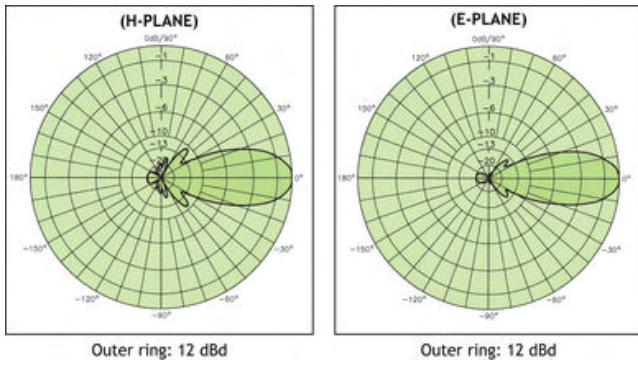
GENERAL SPECIFICATIONS

MODEL	R 900/1800-12/14
ANTENNA TYPE	Dual band yagi antenna
FREQUENCY	GSM: 880–960 MHz PCN: 1710–1890 MHz
GAIN	GSM: 14 dBi 12 dBd PCN: 16 dBi 14 dBd
H-PLANE BEAM WIDTH (-3 DB POINTS)	GSM: 35° PCN: 29°
E-PLANE BEAM WIDTH (-3 DB POINTS)	GSM: 33° PCN: 26°
MAXIMUM POWER	50 W

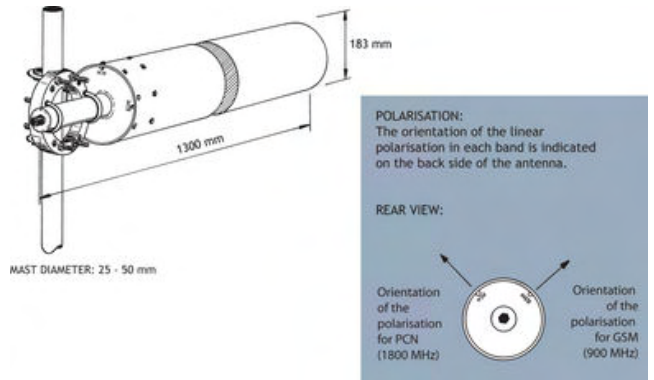
SPECIFICATIONS

ELECTRICAL	
MODEL	R 900/1800-12/14
ANTENNA TYPE	Dual band yagi antenna
FREQUENCY	GSM: 880–960 MHz PCN: 1710–1890 MHz
IMPEDANCE	50 Ω
POLARISATION	Two linear orthogonal
GAIN	GSM: 14 dBi 12 dBd PCN: 16 dBi 14 dBd
H-PLANE BEAM WIDTH (-3 DB POINTS)	GSM: 35° PCN: 29°
E-PLANE BEAM WIDTH (-3 DB POINTS)	GSM: 33° PCN: 26°
FRONT TO BACK RATIO	20 dB
BAND WIDTH	GSM : 80 MHz PCN : 180 MHz
SWR	≤ 1.5 (typ. ≤ 1.3)
MAX. POWER	50 W
ANTISTATIC PROTECTION	All metal parts DC-grounded
MECHANICAL	
TEMP. RANGE	-25°C → +60°C
CONNECTOR	"N" type female
WIND LOAD	244 N @ 160 km/h
COLOUR	Grey
SHROUD	183 mm dia. glass fiber tube
DIMENSIONS	Length 1300 mm, diameter 183 mm
WEIGHT	5 kg
MOUNTING	Supplied with circular cast alloy clamp for mounting on 25–50 mm dia. mast tubes

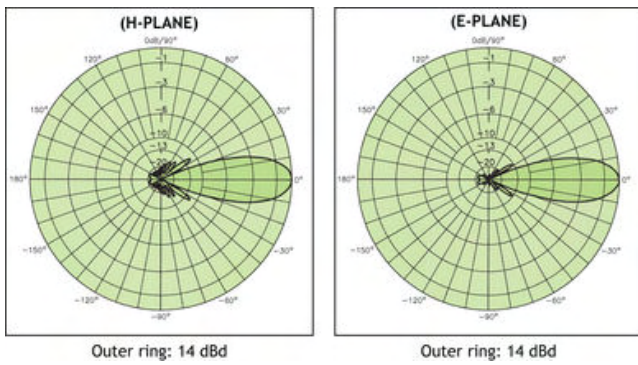
TYPICAL RADIATION PATTERN 900 MHz (GSM)



MOUNTING OUTLINE



TYPICAL RADIATION PATTERN 1800 MHz (PCN)



PROCOM A/S reserve the right to amend specifications without prior notice.
24/06/2009