

CXL 900/1800/UMTS/LW

Triple Band Base Station and Marine Antenna for the 900 MHz, 1800 MHz and the 2000 MHz Bands



DESCRIPTION:

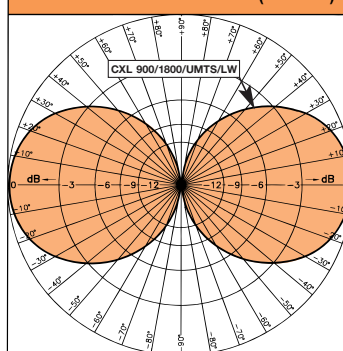
- ★ Triple band base station and marine antenna – three bands with only one antenna.
- ★ Covering both GSM/NMT-900, DCS-1800/PCN (GSM 900/1800) and UMTS.
- ★ Particularly suitable for use with triple-band mobile phones.
- ★ Unity gain on all bands.
- ★ Wide variety of accessory mounting brackets available.
- ★ The carefully designed, broad-banded antenna element is sealed in a high-quality, conical glassfiber tube with low wind-load, which will ensure undisturbed performance by corrosive environments.
- ★ Provided with the sturdy “LW” mast mount – a lightweight, multipurpose, epoxy-coated mounting bracket made of non-corrosive aluminium.
- ★ The accompanying U-bolts and fittings are made of stainless steel.
- ★ To be mounted on vertical or horizontal mast tubes, 16 to 54 mm in outer diameter.
- ★ The cable can be led either on the outside or along the inside of the mast tube.
- ★ Large bandwidth with respect to both SWR and gain.
- ★ To substantially reduce noise caused by atmospherical discharges, all metal parts in the antenna are DC-grounded. Consequently, the antenna shows a DC-short across the coaxial cable.
- ★ The CXL 900/1800/UMTS/LW is a vibration-proof, lightweight, slim-line, corrosion resistant, modern style base station and marine antenna.

GSM 900/1800/UMTS

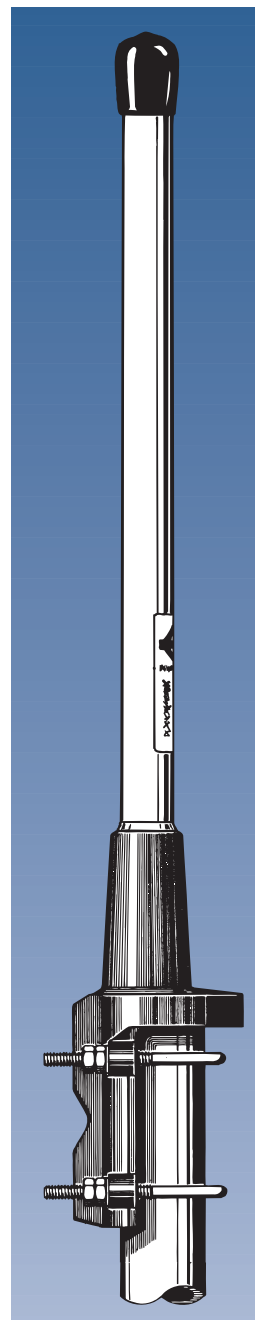
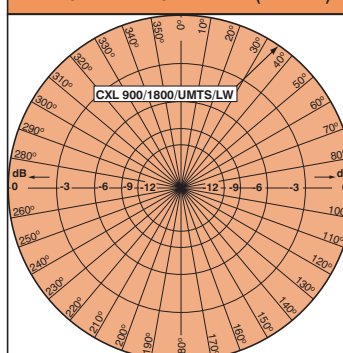
SPECIFICATIONS:

ELECTRICAL	
MODEL	CXL 900/1800/UMTS/LW
ANTENNA TYPE	Triple band base station and marine antenna
FREQUENCY	800-960 MHz/1710-1880 MHz/ 1900-2200 MHz (GSM 900/DCS-1800/UMTS)
IMPEDANCE	Nom. 50 Ω
POLARISATION	Vertical
GAIN	Approx. 0 dBd (all bands)
SWR	GSM @ ≤ 1.5 DCS-1800 @ ≤ 2.0
MAX. POWER	100 watts
ANTISTATIC PROTECTION	All metal parts DC-grounded (Connector shows a DC-short)
MECHANICAL	
TEMP. RANGE	-30° C → +70° C
CONNECTOR	N-female
WIND SURFACE	Approx. 0.018 m ²
WIND LOAD	Approx. 23 N @ 160 km/h
COLOUR	Marine white
MATERIALS	Shroud: Polyurethane coated glassfiber Mounting bracket: Seawater resistant aluminium, epoxy-coated Clamps: Stainless steel
TOTAL HEIGHT	Approx. 500 mm
DIA. IN TOP END	21 mm
DIA. IN BOTTOM END	23 mm
WEIGHT	Approx. 600 g
MOUNTING	On 16-54 mm dia. mast tube

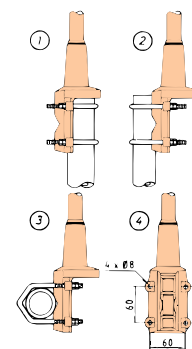
TYPICAL RADIATION PATTERN (E-PLANE)



TYPICAL RADIATION PATTERN (H-PLANE)



MULTI-PURPOSE MOUNTING BRACKET:



- ① Mast tube D_i min = 30 mm
Mast tube D_o max = 54 mm
- ② Mast tube D_o max = 54 mm
Mast tube D_o min = 16 mm
- ③ Mast tube D_o max = 54 mm
Mast tube D_o min = 16 mm

PLEASE NOTE:

The antenna is delivered with a DC-connection between the antenna element and the mounting bracket.

PROCOM A/S reserve the right to amend specifications without prior notice.