

# CXL 900/1800LW

Dual Band Base Station and Marine Antenna  
for the 900 MHz and the 1800 MHz Bands

PROCOM

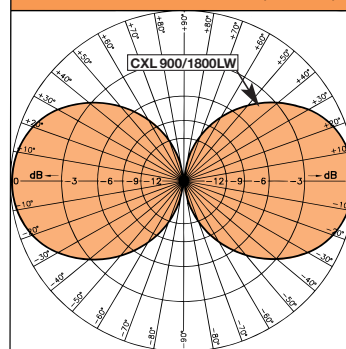
## DESCRIPTION:

- ★ Dual band base station and marine antenna – two bands with only one antenna.
- ★ Covering both GSM/NMT-900 and DCS-1800/PCN (GSM 900/1800).
- ★ Particularly suitable for use with dual-band mobile phones.
- ★ Unity gain on both bands.
- ★ Wide variety of accessory mounting brackets available.
- ★ The carefully designed, broad-banded antenna element is sealed in a high-quality, conical glassfiber tube with low wind-load, which will ensure undisturbed performance by corrosive environments.
- ★ Provided with the sturdy “LW” mast mount – a lightweight, multipurpose, epoxy-coated mounting bracket made of non-corrosive aluminium.
- ★ The accompanying U-bolts and fittings are made of stainless steel.
- ★ To be mounted on vertical or horizontal mast tubes, 16 to 54 mm in outer diameter.
- ★ The cable can be led either on the outside or along the inside of the mast tube.
- ★ Large bandwidth with respect to both SWR and gain.
- ★ To substantially reduce noise caused by atmospherical discharges, all metal parts in the antenna are DC-grounded. Consequently, the antenna shows a DC-short across the coaxial cable.
- ★ The CXL 900/1800LW is a vibration-proof, lightweight, slim-line, corrosion resistant, modern style base station and marine antenna.

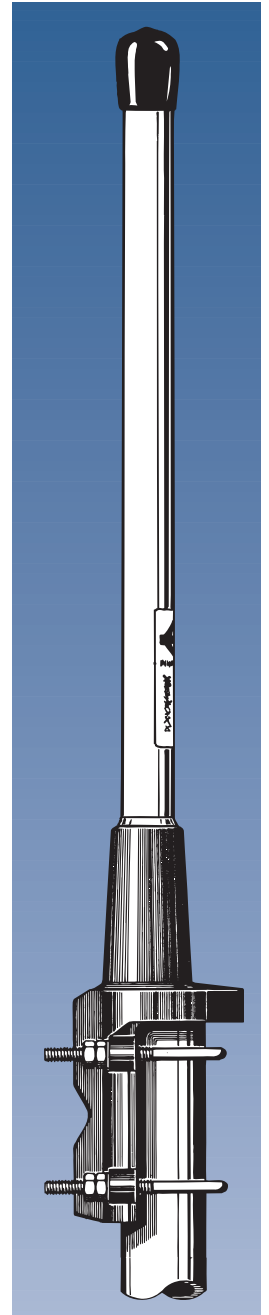
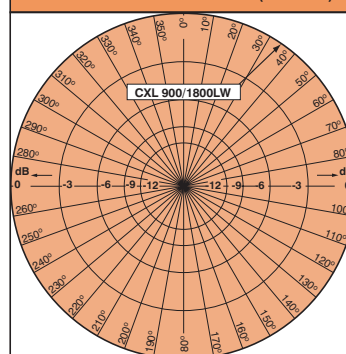
## SPECIFICATIONS:

ELECTRICAL	
MODEL	CXL 900/1800LW
ANTENNA TYPE	Dual band base station and marine antenna
FREQUENCY	890-960 MHz/1710-1880 MHz (GSM 900/1800)
IMPEDANCE	Nom. 50 Ω
POLARISATION	Vertical
GAIN	Unity (both bands)
MAX. POWER	100 watts
ANTISTATIC PROTECTION	All metal parts DC-grounded (Connector shows a DC-short)
MECHANICAL	
TEMP. RANGE	-30° C → +70° C
CONNECTOR	N-female
WIND SURFACE	Approx. 0.018 m <sup>2</sup>
WIND LOAD	Approx. 23 N @ 160 km/h
COLOUR	Marine white
MATERIALS	Shroud: Polyurethane coated glassfiber Mounting bracket: Seawater resistant aluminium, epoxy-coated Clamps: Stainless steel
TOTAL HEIGHT	Approx. 500 mm
DIA. IN TOP END	21 mm
DIA. IN BOTTOM END	23 mm
WEIGHT	Approx. 600 g
MOUNTING	On 16–54 mm dia. mast tube

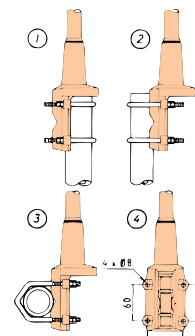
### TYPICAL RADIATION PATTERN (E-PLANE)



### TYPICAL RADIATION PATTERN (H-PLANE)



### MULTI-PURPOSE MOUNTING BRACKET:



- ① Mast tube D<sub>i</sub> min = 30 mm  
Mast tube D<sub>o</sub> max = 54 mm
- ② Mast tube D<sub>o</sub> min = 54 mm  
Mast tube D<sub>o</sub> max = 16 mm
- ③ Mast tube D<sub>o</sub> min = 54 mm  
Mast tube D<sub>o</sub> max = 16 mm

### PLEASE NOTE:

The antenna is delivered with a DC-connection between the antenna element and the mounting bracket.

PROCOM A/S reserve the right to amend specifications without prior notice.