

# CXL 1800-3LW

3 dBd Omnidirectional Base Station and Marine Antenna for the 1800 MHz Band



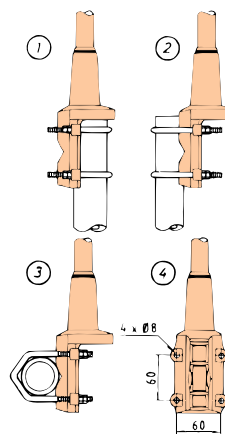
## DESCRIPTION:

- ★ Vertically polarised, omnidirectional base station and marine antenna.
- ★ Approximately 3 dBd gain.
- ★ Provided with the sturdy “LW” mast mount – a lightweight, multipurpose, epoxy-coated mounting bracket made of non-corrosive aluminium.
- ★ The accompanying U-bolts and fittings are made of stainless steel.
- ★ To be mounted on vertical or horizontal mast tubes, 16 to 54 mm in outer diameter.
- ★ The cable can be led either on the outside or along the inside of the mast tube.
- ★ Large bandwidth with respect to both SWR and gain.
- ★ Highly suitable for duplex operation with large spacing between the TX and the RX frequencies, e.g. the DCS-1800/PCN cellular system.
- ★ The antenna element is sealed in a high-quality, conical glassfiber tube.
- ★ All metal parts in the antenna are DC-grounded to reduce the noise caused by atmospherical discharge. Consequently, the antenna shows a DC-short across the coaxial cable.
- ★ The CXL 1800-3LW is a vibration-proof, lightweight, slim-line, corrosion resistant, modern style base station and marine antenna.

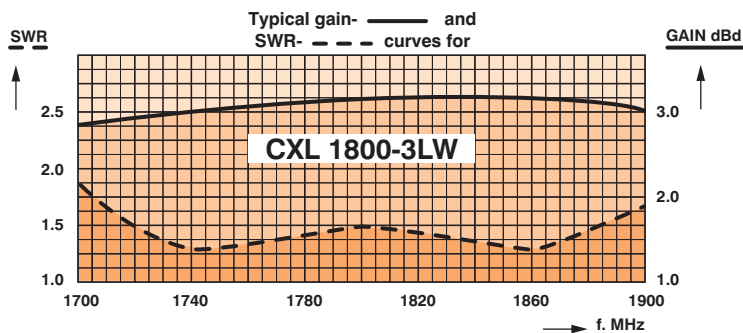
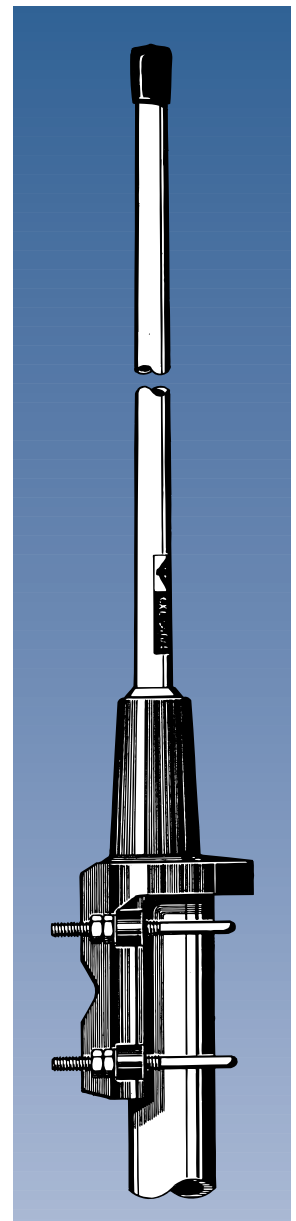
## SPECIFICATIONS:

ELECTRICAL	
MODEL	CXL 1800-3LW
ANTENNA TYPE	Coaxial, colinear antenna, broadbanded
FREQUENCY	1710–1880 MHz
IMPEDANCE	Nom. 50 Ω
POLARISATION	Vertical
GAIN	5 dBi 3 dBd
BAND WIDTH	≥170 MHz @ SWR ≤2.0
SWR	≤2.0, typ. ≤1.75
MAX. POWER	100 watts
ANTISTATIC PROTECTION	All metal parts DC-grounded (Connector shows a DC-short)
MECHANICAL	
TEMP. RANGE	-30° C → +70° C
CONNECTOR	N-female
WIND SURFACE	Approx. 0.02 m <sup>2</sup>
WIND LOAD	Approx. 25 N @ 160 km/h
COLOUR	Marine white
MATERIALS	Shroud: Polyurethane coated glassfiber Mounting bracket: Seawater resistant aluminium, epoxy-coated Clamps: Stainless steel
TOTAL HEIGHT	Approx. 700 mm
DIA. IN TOP END	12 mm
DIA. IN BOTTOM END	16 mm
WEIGHT	Approx. 600 g
MOUNTING	On 16–54 mm dia. mast tube

MULTI-PURPOSE MOUNTING BRACKET:



- ① Mast tube D<sub>i</sub> min = 30 mm  
Mast tube D<sub>o</sub> max = 54 mm
- ② Mast tube D<sub>o</sub> max = 54 mm  
Mast tube D<sub>o</sub> min = 16 mm
- ③ Mast tube D<sub>o</sub> max = 54 mm  
Mast tube D<sub>o</sub> min = 16 mm



## PLEASE NOTE:

The antenna is delivered with a DC-connection between the antenna element and the mounting bracket.

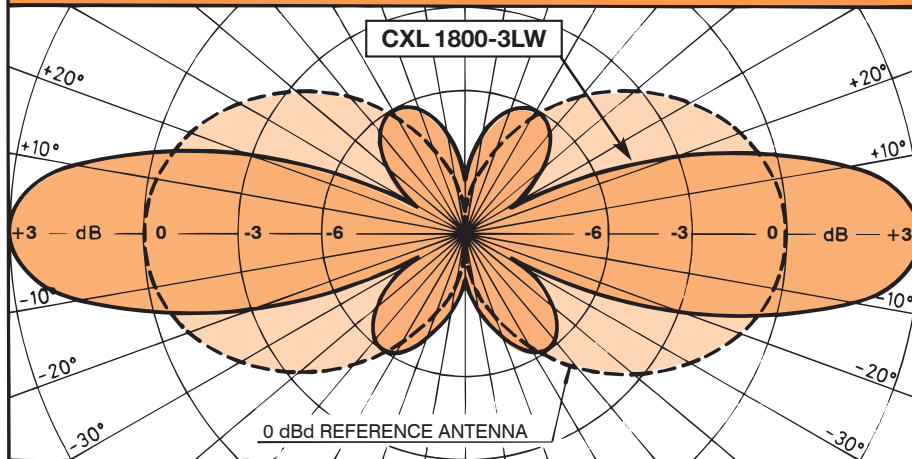
PROCOM A/S reserve the right to amend specifications without prior notice.

# CXL 1800-3LW

3 dBd Omnidirectional Base Station and Marine Antenna for the 1800 MHz Band



## TYPICAL RADIATION PATTERN (E-PLANE)



## TYPICAL RADIATION PATTERN (H-PLANE)

