

G-CXL 900-1LW/...

Universal, 0 dBd Base Station and Marine Antenna for the 900 MHz Band. Designed for defense units.

DESCRIPTION

- G-CXL 900-1LW/... is a 0 dBd, vertically polarised, omnidirectional base station and marine antenna, which covers the 900 MHz band in three models.
- Provided with the sturdy "LW" mast mount – a lightweight, multipurpose, black mounting bracket made of non-corrosive aluminium.
- The cable can be led either on the outside or along the inside of the mast tube.
- Large bandwidth with respect to both SWR and gain.
- The carefully designed, broad-banded antenna element is sealed in a high-quality, conical glass fibre tube with low wind-load, which will ensure performance undisturbed by corrosive environments.
- To substantially reduce noise caused by atmospherical discharges, all metal parts in the antenna are DC-grounded. Consequently, the antenna shows a DC-short across the coaxial cable.



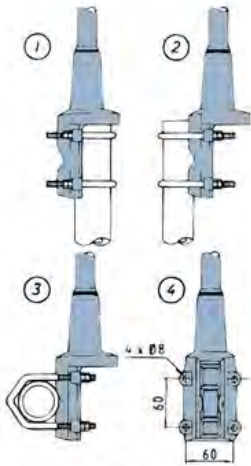
ORDERING DESIGNATIONS

TYPE NO.	FREQUENCY	ORDERING NO.
CXL 900-1LW/l	824 – 894 MHz	110000187
CXL 900-1LW/m	870 – 950 MHz	110000188
CXL 900-1LW/h	890 – 960 MHz	110000189

SPECIFICATIONS

ELECTRICAL	
MODEL	CXL 900-1LW/...
ANTENNA TYPE	1/2 λ coaxial dipole, broad-banded
FREQUENCY	Models within 824 – 960 MHz
IMPEDANCE	Nom. 50 Ω
RADIATION	Omnidirectional
POLARISATION	Vertical
GAIN	2 dBi 0 dBd
BAND WIDTH	70–80 MHz
SWR	≤ 1.5
MAX. POWER	100 W
ANTISTATIC PROTECTION	All metal parts DC-grounded (Connector shows a DC-short)
MECHANICAL	
TEMP. RANGE	-30°C \rightarrow +70°C
CONNECTOR	N-female
WIND SURFACE	Approx. 0.018 m ²
WIND LOAD	23 N @ 160 km/h
COLOUR	Green
MATERIALS	Shroud: Polyurethane coated glass fibre Mounting bracket: Seawater resistant aluminium, black Clamps: Stainless steel
TOTAL HEIGHT	Approx. 490 mm
DIA. IN TOP END	13 mm
DIA. IN BOTTOM END	16 mm
WEIGHT	Approx. 560 g
MOUNTING	On 16 to 54 mm dia. mast tube

MULTI-PURPOSE MOUNTING BRACKET

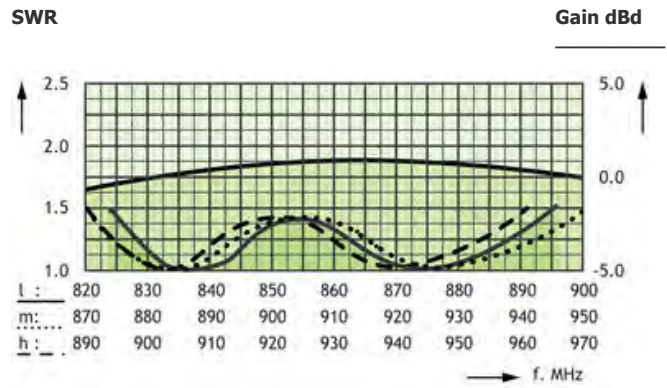


- ① Mast tube D_i , min = 30 mm
Mast tube D_o , max = 54 mm
- ② Mast tube D_o , max = 54 mm
Mast tube D_o , min = 16 mm
- ③ Mast tube D_o , max = 54 mm
Mast tube D_o , min = 16 mm

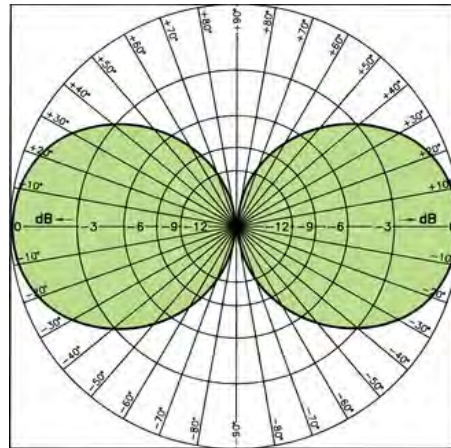
PLEASE NOTE

The antenna is delivered with a DC-connection between the antenna element and the mounting bracket.

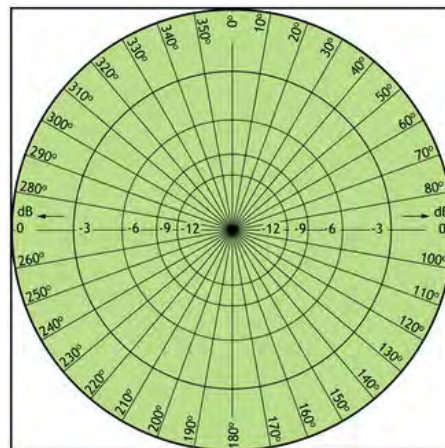
TYPICAL GAIN AND SWR CURVES



TYPICAL RADIATION PATTERN (E-PLANE)



TYPICAL RADIATION PATTERN (H-PLANE)



PROCOM A/S reserve the right to amend specifications without prior notice.

13/05/2011