

CXL 900-1LW/...

Universal, 0 dBd Base Station and Marine Antenna for the 900 MHz Band



DESCRIPTION:

- ★ CXL 900-1LW/... is a 0 dBd, vertically polarised, omnidirectional base station and marine antenna, which covers the 900 MHz band in three models.
- ★ Provided with the sturdy "LW" mast mount – a lightweight, multipurpose, epoxy-coated mounting bracket made of non-corrosive aluminium.
- ★ The accompanying U-bolts and fittings are made of stainless steel.
- ★ To be mounted on vertical or horizontal mast tubes, 16 to 54 mm in outer diameter.
- ★ The cable can be led either on the outside or along the inside of the mast tube.
- ★ Large bandwidth with respect to both SWR and gain.
- ★ The carefully designed, broad-banded antenna element is sealed in a high-quality, conical glassfiber tube with low wind-load, which will ensure undisturbed performance by corrosive environments.
- ★ To substantially reduce noise caused by atmospherical discharges, all metal parts in the antenna are DC-grounded. Consequently, the antenna shows a DC-short across the coaxial cable.
- ★ The CXL 900-1LW/... is a vibration-proof, lightweight, slim-line, corrosion resistant, modern style base station and marine antenna.

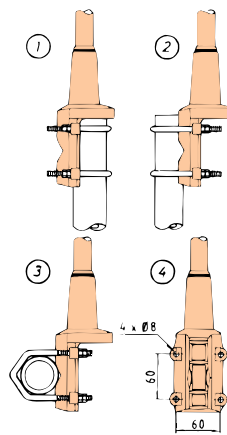
SPECIFICATIONS:

ELECTRICAL	
MODEL	CXL 900-1LW/...
ANTENNA TYPE	1/2 λ coaxial dipole, broad-banded
FREQUENCY	Models within 824–960 MHz
IMPEDANCE	Nom. 50 Ω
RADIATION	Omnidirectional
POLARISATION	Vertical
GAIN	2 dBi 0 dBd
BAND WIDTH	70–80 MHz
SWR	≤ 1.5
MAX. POWER	100 watts
ANTISTATIC PROTECTION	All metal parts DC-grounded (Connector shows a DC-short)
MECHANICAL	
TEMP. RANGE	-30° C → +70° C
CONNECTOR	N-female
WIND SURFACE	Approx. 0.018 m ²
WIND LOAD	23 N @ 160 km/h
COLOUR	Marine white
MATERIALS	Shroud: Polyurethane coated glassfiber Mounting bracket: Seawater resistant aluminium, epoxy-coated Clamps: Stainless steel
TOTAL HEIGHT	Approx. 490 mm
DIA. IN TOP END	13 mm
DIA. IN BOTTOM END	16 mm
WEIGHT	Approx. 560 g
MOUNTING	On 16–54 mm dia. mast tube

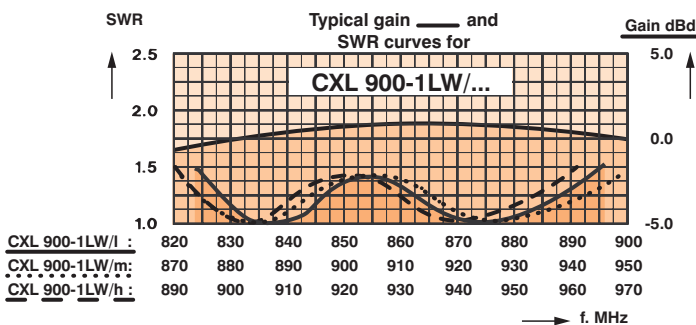

ORDERING DESIGNATIONS

TYPE NO.	FREQUENCY
CXL 900-1LW/l	824–894 MHz
CXL 900-1LW/m	870–950 MHz
CXL 900-1LW/h	890–960 MHz

MULTI-PURPOSE MOUNTING BRACKET:



- ① Mast tube D_i min = 30 mm
Mast tube D_o max = 54 mm
- ② Mast tube D_o max = 54 mm
Mast tube D_o min = 16 mm
- ③ Mast tube D_o max = 54 mm
Mast tube D_o min = 16 mm



PLEASE NOTE:

The antenna is delivered with a DC-connection between the antenna element and the mounting bracket.

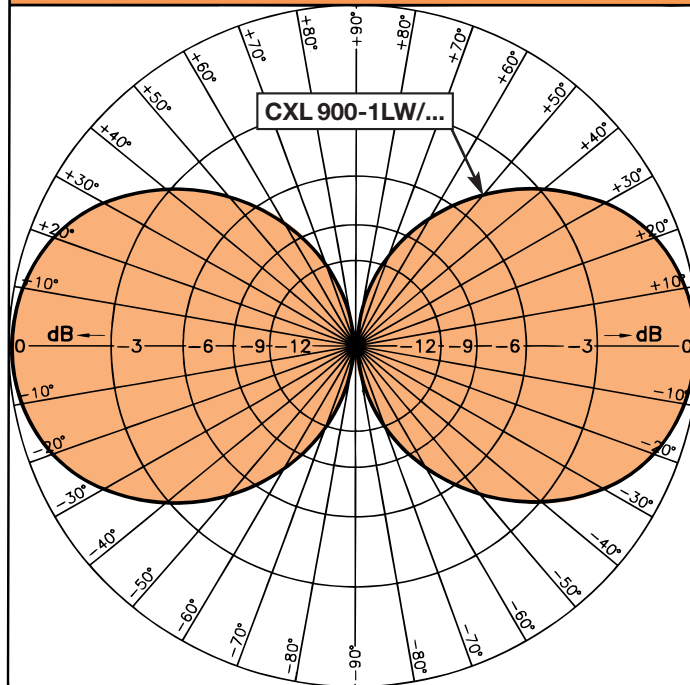
PROCOM A/S reserve the right to amend specifications without prior notice.

CXL 900-1LW/...

Universal, 0 dBd Base Station and Marine Antenna for the 900 MHz Band



TYPICAL RADIATION PATTERN (E-PLANE)



TYPICAL RADIATION PATTERN (H-PLANE)

