

MA DAB SC

Base Station and Marine DAB Antenna with Low Weight and Wind Load

PROCOM


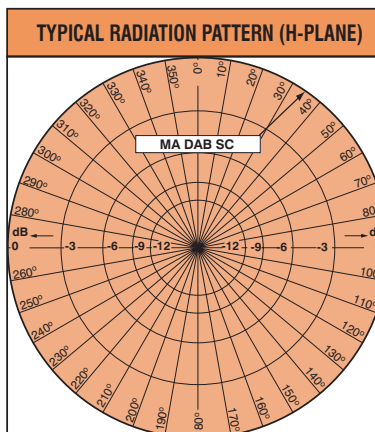
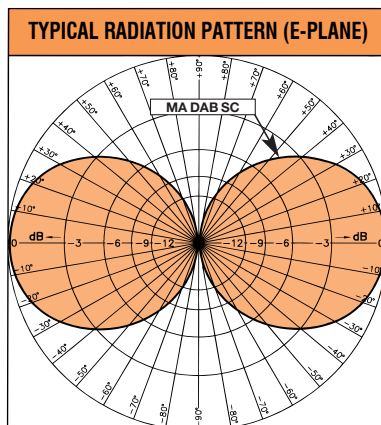
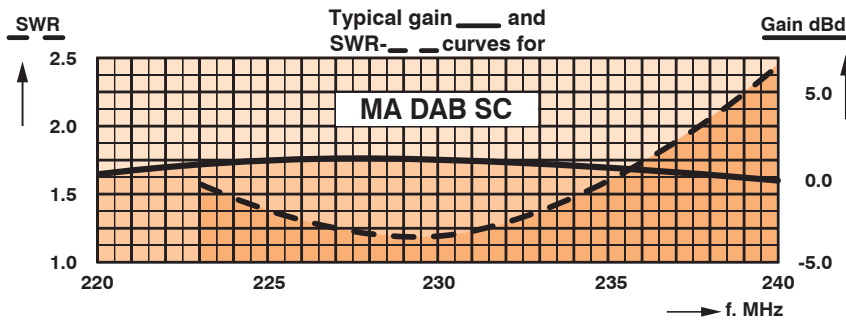
DESCRIPTION:

- ★ The dimensions of this base station, marine and receiving DAB (Digital Audio Broadcast) antenna are kept as small as possible to reduce weight, wind load and cost.
- ★ Despite the small dimensions the efficiency is very high.
- ★ The tapered $1/2 \lambda$ stainless steel radiator together with the chromed brass housing and stainless steel corner bracket constitute an antenna tough and ready to cope with the corrosive environment at the masthead.
- ★ The end-fed dipole principle makes the antenna independent of ground-plane, radials or other auxiliary arrangements.
- ★ The antenna whip should not be mounted parallel or near other metal parts, such as windex, supporting wires etc. Free mounting and as high as possible is preferable, otherwise the SWR and the radiation diagram will be influenced.

SPECIFICATIONS:

ELECTRICAL	
MODEL	MA DAB SC
ANTENNA TYPE	$1/2 \lambda$ dipole, end-fed
FREQUENCY	223-240 MHz
IMPEDANCE	Nom. 50 Ω
POLARISATION	Vertical
GAIN	2 dBi 0 dBd
BAND WIDTH	17 MHz
SWR	<1.3 at f.res
MAX. POWER	25 watts
MECHANICAL	
TEMP. RANGE	-30° C → +70° C
CONNECTOR	UHF-female
WIND SURFACE	0.0076 m ²
WIND LOAD	9.6 N @ 160 km/h
COLOUR	Bright chromed
MATERIALS	Shroud : Stainless steel Housing: Chromed brass
TOTAL HEIGHT	Approx. 800 mm
WEIGHT	Approx. 265 g
MOUNTING	With fast screws, rivets or binders

DAB



PROCOM A/S reserve the right to amend specifications without prior notice.