

CXL 225-450C

Unity Gain, Broad-Banded Base Station Antenna for 225–450 MHz

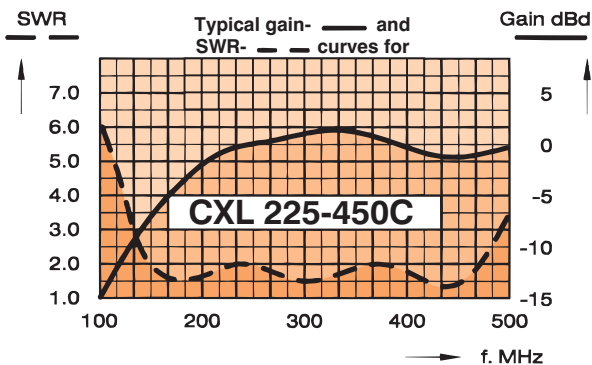
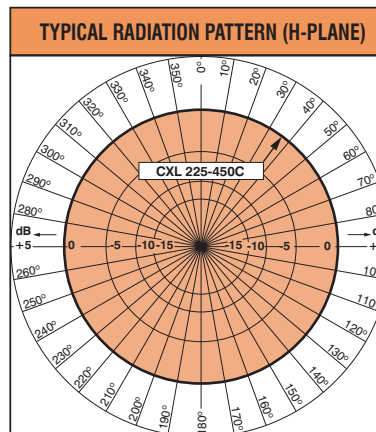
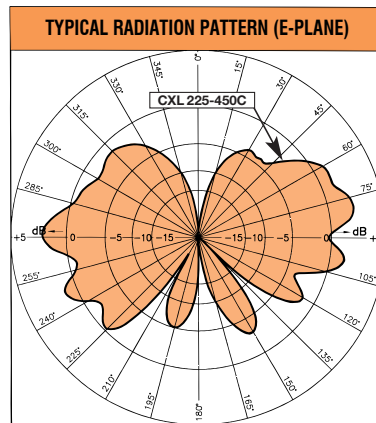


DESCRIPTION:

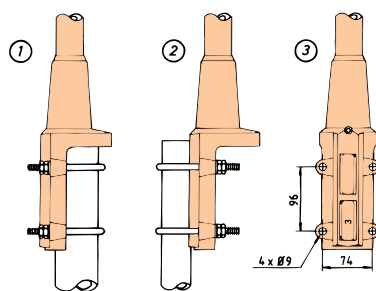
- ★ CXL 225-450C is a 0 dBd gain, omnidirectional base station antenna.
- ★ The antenna is extremely broad-banded and covers the complete band: 225–450 MHz.
- ★ CXL 225-450C is designed for fixation on supporting tubes with outer diameter between 27 mm and 65 mm.
- ★ The construction of the mount makes it possible to lead the cable either inside or along the outside of the mast tube.
- ★ A glassfiber tube completely encloses the carefully designed radiating element to ensure long dependable service in all climates.
- ★ Atmospheric discharges are immediately led to ground as all metal parts are DC-grounded (consequently, the antenna shows a DC-short across the coaxial cable).
- ★ This antenna is used where reliability is of utmost importance. A long lifetime has been taken into consideration when designing this antenna – it is sturdy and strong.

SPECIFICATIONS:


ELECTRICAL	
MODEL	CXL 225-450C
ANTENNA TYPE	Coaxial, broad-band dipole
FREQUENCY	Covering: 225–450 MHz
IMPEDANCE	Nom. 50 Ω
RADIATION	Omnidirectional
POLARISATION	Vertical
GAIN	2 dBi 0 dBd ± 3 dB
BAND WIDTH	225 MHz
SWR	≤ 2.5, typ. ≤ 2.0
MAX. POWER	200 watts
ANTISTATIC PROTECTION	All metal parts DC-grounded (Connector shows a DC-short)
MECHANICAL	
CONNECTOR	N-female
WIND SURFACE	0.056 m ²
WIND LOAD	71 N @ 160 km/h
COLOUR	Marine white
MATERIALS	Radome : Polyurethane coated fiberglass Mounting bracket: Seawater resistant aluminium, epoxy-coated
TOTAL HEIGHT	Approx. 1.20 m
WEIGHT	Approx. 3.0 kg
MOUNTING	On 27-65 mm dia. mast tube



MULTI-PURPOSE MOUNTING BRACKET:



- ① Mast tube D_i, min. = 32 mm
Mast tube D_o, max. = 65 mm
- ② Mast tube D_o, max. = 42 mm
Mast tube D_i, min. = 27 mm



PROCOM A/S reserve the right to amend specifications without prior notice.