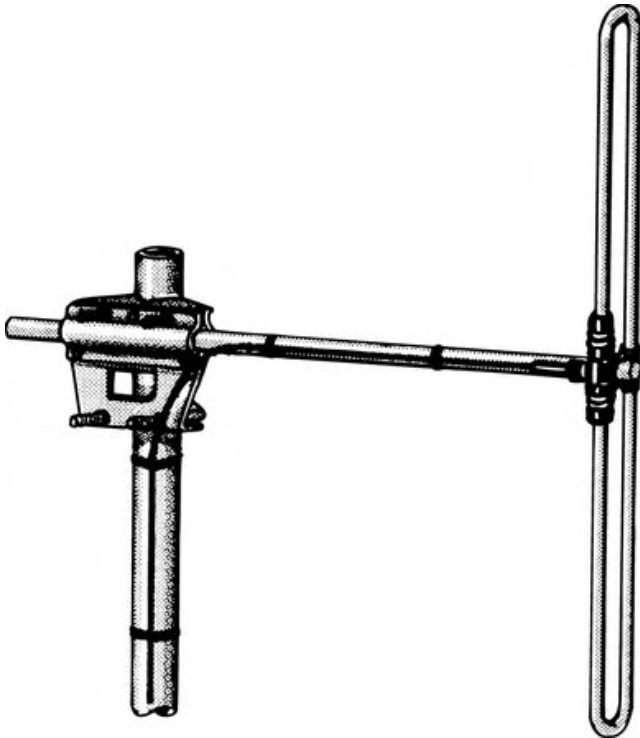


DP 2

Centre-Fed Folded Dipole for the 160 MHz Band

DESCRIPTION

- Single, 0 dBd folded dipole incorporating a balun optimized for wide bandwidth and accurate matching.
- The entire balun unit and feeder terminations are completely sealed in a polythene moulding ensuring permanent waterproof connections.
- The dipole element, the supporting boom and the adjoining metal castings have been constructed in high quality aluminium alloys to prevent corrosion. All metal parts are DC-grounded.
- These antennas may be arranged in a variety of ways to produce higher gain, directional lobes or interference cancellation, and suitable matching harnesses are available.
- The antenna is supplied complete with clamp for mounting on 30 - 58 mm diameter mast tubes.

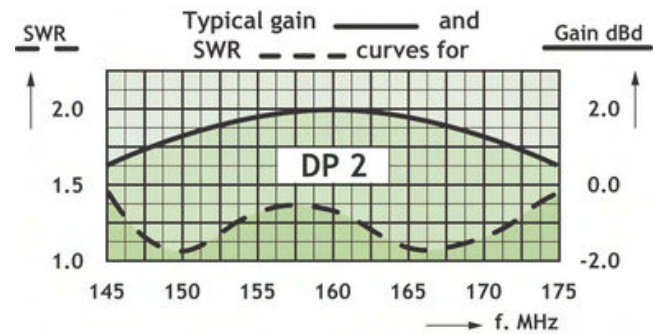


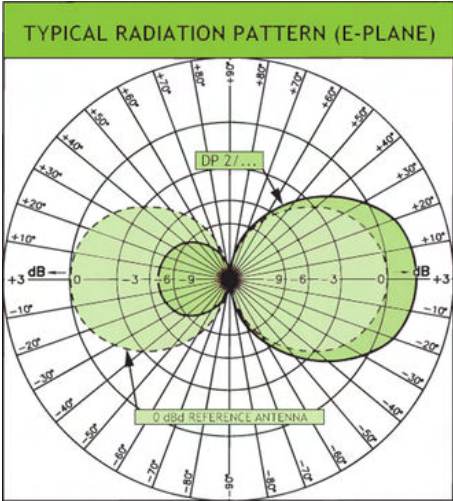
ORDERING DESIGNATIONS

TYPE	PRODUCT NO.
DP 2	12000025

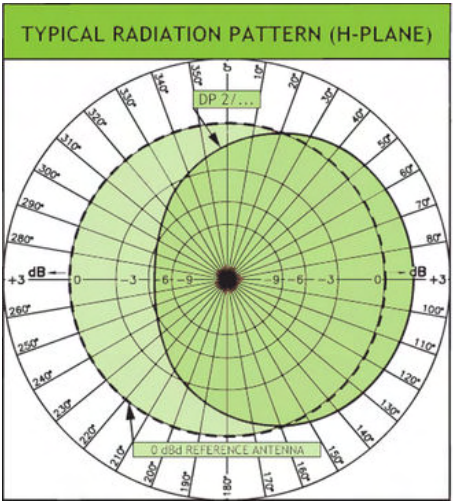
SPECIFICATIONS

ELECTRICAL	
MODEL	DP 2
ANTENNA TYPE	Centre-fed folded dipole with boom
FREQUENCY	Covering: 144-175 MHz
IMPEDANCE	Nom. 50 Ω
RADIATION	Omnidirectional
POLARISATION	Vertical or horizontal
GAIN	2 dBi 0 dBd
BAND WIDTH	31 MHz
SWR	≤ 1.5
MAX. POWER	150 W
ANTISTATIC PROTECTION	All metal parts DC-grounded (Connector shows a DC-short)
MECHANICAL	
TEMP. RANGE	-25°C \rightarrow +60°C
CONNECTOR	3 m tail of RG 213 terminated with type N-female connector
WIND SURFACE	0.060 m ²
WIND LOAD	76 N @ 160 km/h
COLOUR	"Aluminium"
MATERIALS	Aluminium
DIMENSIONS	Boom dia. : 31.8 mm Dipole element dia. : 19.0 mm Boom length : Approx. 1.4 m Element length : Approx. 0.8 m
WEIGHT	Approx. 3.3 kg
MOUNTING	On 30-58 mm dia. mast tube





If the antenna is mounted for vertical polarisation this curve shows the radiation pattern in the vertical plane.



If the antenna is mounted for vertical polarisation this curve shows the radiation pattern in the horizontal plane (horizontal coverage). The asymmetry is caused by the presence of the mast.



PROCOM A/S reserve the right to amend specifications without prior notice.

01/07/2009