

CXL 2-5SL/...

Sturdy, 5 dBd Gain, Base Station Antenna for the 160 MHz Band

DESCRIPTION

- CXL 2-5SL/... is a 5 dBd, vertically polarized, omnidirectional base station antenna.
- The antenna has a bandwidth of 8 MHz. Please specify centre frequency or duplex TX and RX when ordering.
- The antenna is provided with our type "SL" (**S**lim **L**ine) mast mount, which is a multipurpose mounting tube made of non-corrosive aluminium. The accompanying clamp set and fittings are made of hot galvanized steel.
- The antenna can be mounted on mast tubes of 33 to 70 mm in outer diameter.
- In designing this antenna, special emphasis has been laid on obtaining a large bandwidth both in relation to SWR and gain. The phasing of the radiating elements is carefully adjusted to yield maximum gain in the horizontal plane, with the level of the side lobes reduced to a minimum.
- The antenna element is sealed in a high-quality, conical glass fibre tube with low wind-load, which will ensure performance undisturbed in all climates.
- To substantially reduce noise caused by atmospheric discharges, all metal parts in the antenna are DC-grounded. Consequently, the antenna shows a DC-short across the coaxial cable.
- CXL 2-5SL/... is a vibration-proof, lightweight, slim-line, corrosion-resistant, modern style base station antenna.



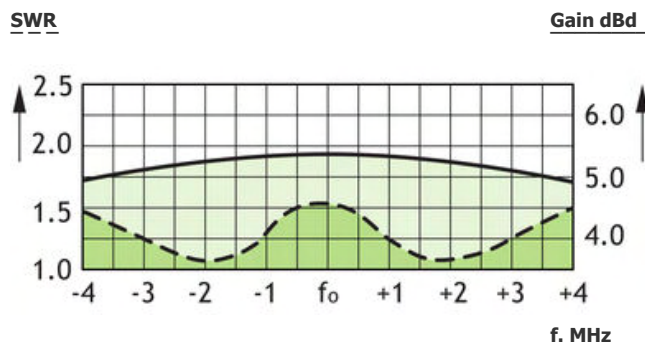
ORDERING DESIGNATIONS

TYPE	PRODUCT NO.
CXL 2-5SL/...	100000325

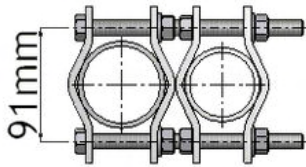
SPECIFICATIONS

ELECTRICAL	
MODEL	CXL 2-5SL/...
ANTENNA TYPE	High-gain colinear
FREQUENCY	8 MHz wide frequency segments within the 144 - 175 MHz range. Please specify centre frequency or duplex TX and RX
IMPEDANCE	Nom. 50 Ω
RADIATION	Omnidirectional
POLARISATION	Vertical
GAIN	7 dBi 5 dBd
HALF POWER BEAMWIDTH	18°
BANDWIDTH	8 MHz
SWR	≤ 1.6
MAX. POWER	500 W
ANTISTATIC PROTECTION	All metal parts DC-grounded (connector shows a DC-short)
MECHANICAL	
TEMP. RANGE	-30°C → +70°C
CONNECTOR	N-female
WIND SURFACE	0.374 m ²
WIND LOAD	473 N @ 160 km/h
COLOUR	Marine white
MATERIALS	Radome : Polyurethane coated glass fibre Procom Clamp Set: Hot galvanized steel
TOTAL HEIGHT	Approx. 6.2 m (Dep. on frequency)
WEIGHT	Approx. 10 kg
MOUNTING	On 33 - 70 mm mast tube

TYPICAL GAIN AND SWR CURVES



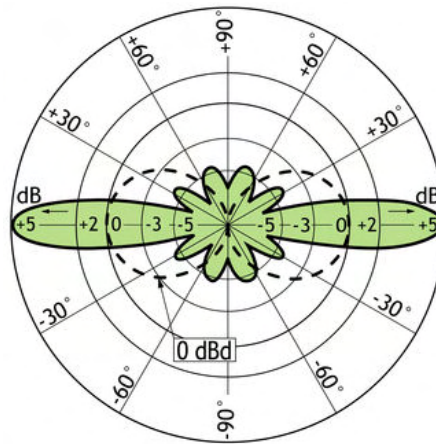
Procom Clamp Set



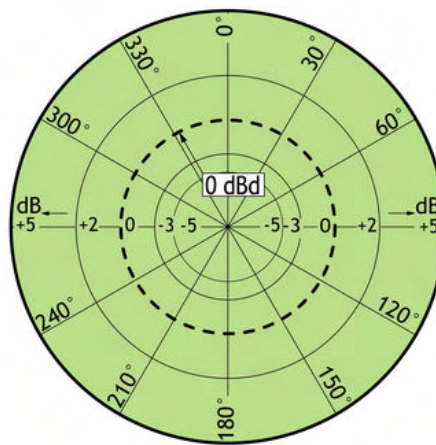
PLEASE NOTE

When using the CXL 2-5SL/... at windy locations where wind speeds of more than 150 km/h can be expected, the antenna must be mounted on the side of the mast and the top section of the glass fibre tube stabilized with a bracket.

TYPICAL RADIATION PATTERN (E-PLANE)



TYPICAL RADIATION PATTERN (H-PLANE)



PROCOM A/S reserve the right to amend specifications without prior notice.

25/02/2010