

CXL 2-3C/...

Sturdy 3 dBd Gain Base Station Antenna for the 160 MHz Band

PROCOM

DESCRIPTION:

- ★ CXL 2-3C/... is a sturdy, 3 dBd, vertically polarised, omnidirectional base station antenna, which covers the 160 MHz band in 4 models.
- ★ The antenna is provided with our heavy-duty type "C" mast bracket, which is a universal, epoxy-coated mounting bracket made of non-corrosive aluminium. The accompanying U-bolts and fittings are made of stainless steel.
- ★ The antenna can be mounted on 27 to 65 mm dia. mast tubes and it is possible to lead the cable either along the inside or on the outside of the mast tube.
- ★ The phasing of the radiating elements is carefully adjusted to yield maximum gain in the horizontal plane, with the level of the sidelobes reduced to a minimum. Special emphasis has been laid on obtaining a large bandwidth both in relation to SWR and gain.
- ★ The broad-banded antenna element is completely enclosed in a fiberglass shroud, which will ensure undisturbed performance by corrosive environments.
- ★ To substantially reduce noise caused by atmospheric discharges, all metal parts in the antenna are DC-grounded. Consequently, the antenna shows a DC-short across the coaxial cable.
- ★ This antenna is constructed to ensure long dependable service in all climates.

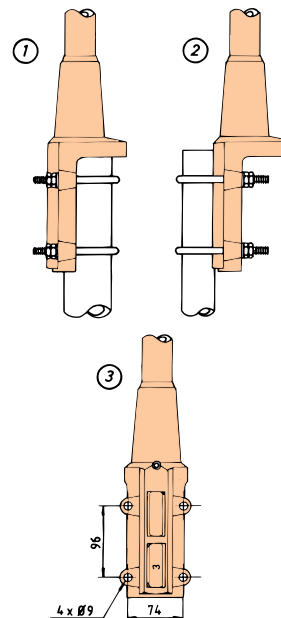
SPECIFICATIONS:

ELECTRICAL	
MODEL	CXL 2-3C/...
ANTENNA TYPE	Colinear, broad-banded
FREQUENCY	137-175 MHz covered by 4 models. See model survey
IMPEDANCE	Nom. 50 Ω
RADIATION	Omnidirectional
POLARISATION	Vertical
GAIN	5 dBi 3 dBd
HALF POWER BEAMWIDTH	30°
BAND WIDTH	13 MHz
SWR	≤ 1.5
MAX. POWER	400 watts
ANTISTATIC PROTECTION	All metal parts DC-grounded (Connector shows a DC-short)
MECHANICAL	
CONNECTOR	N-female
WIND SURFACE	0.143 m²
WIND LOAD	181 N @ 160 km/h
COLOUR	Marine white
MATERIALS	Radome : Polyurethane coated fiberglass Mounting bracket : Seawater resistant aluminium, epoxy-coated
TOTAL HEIGHT	Approx. 2.95 m (Dep. on frequency)
WEIGHT	Approx. 4.2 kg
MOUNTING	On 27-65 mm dia. mast tube


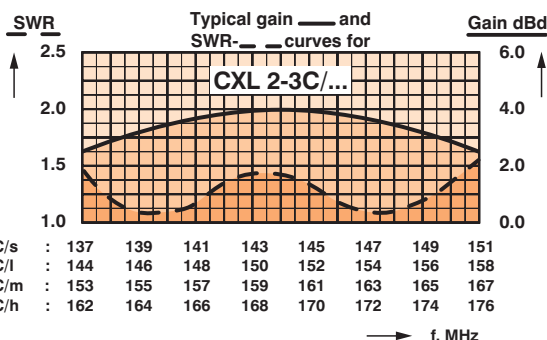
ORDERING DESIGNATIONS

TYPE NO.	FREQUENCY
CXL 2-3C/s	137-150 MHz
CXL 2-3C/l	144-157 MHz
CXL 2-3C/m	153-166 MHz
CXL 2-3C/h	162-175 MHz

MULTI-PURPOSE MOUNTING BRACKET:



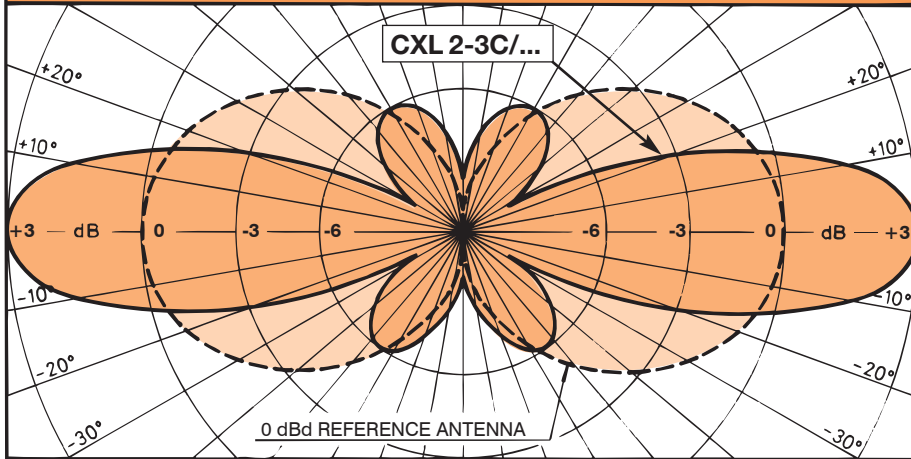
- ① Mast tube D_i , min. = 32 mm
Mast tube D_o , max. = 65 mm
- ② Mast tube D_o , max. = 42 mm
Mast tube D_o , min. = 27 mm



CXL 2-3C/...
Sturdy 3 dBd Gain Base Station Antenna
for the 160 MHz Band



TYPICAL RADIATION PATTERN (E-PLANE)



TYPICAL RADIATION PATTERN (H-PLANE)

