

G-CXL 2-1LW/...

Universal, Unity-Gain Base Station and Marine Antenna for the 160 MHz Band. Designed for defense units.

DESCRIPTION

- This multi-purpose, omnidirectional, 0 dBd, rod-type base station and marine antenna covers the 160 MHz band in two models with 10 MHz overlap and can be used in a wide variety of applications.
- The broad-banded $\frac{1}{2} \lambda$ dipole antenna element is sealed in a high-quality conical glass fiber tube with low wind-load, which will ensure undisturbed performance by corrosive environments.
- Provided with the sturdy "LW" mast mount - a lightweight, multipurpose, black mounting bracket made of non-corrosive aluminium.
- The cable can be led either on the outside or along the inside of the mast tube.
- Large bandwidth with respect to both SWR and gain.
- G-CXL 2-1LW/... is DC-grounded to substantially reduce noise caused by atmospherical discharges and consequently shows a DC-short across the coaxial cable.



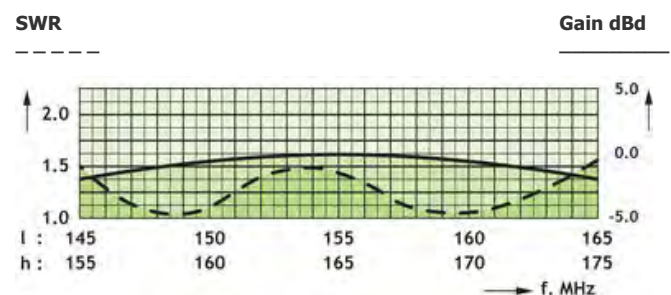
ORDERING DESIGNATIONS

TYPE	FREQUENCY	PRODUCT NO.
G-CXL 2-1LW/l	144 - 165 MHz	110000185
G-CXL 2-1LW/h	155 - 175 MHz	110000186

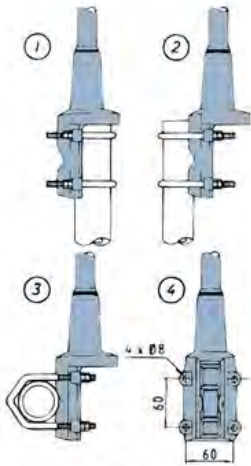
SPECIFICATIONS

ELECTRICAL	
MODEL	G-CXL 2-1LW/...
ANTENNA TYPE	$\frac{1}{2} \lambda$ coaxial dipol, broad-banded
FREQUENCY	G-CXL 2-1LW/l: 144-165 MHz G-CXL 2-1LW/h: 155-175 MHz
IMPEDANCE	Nom. 50 Ω
RADIATION	Omnidirectional
POLARIZATION	Vertical
GAIN	2 dBi 0 dBd
BANDWIDTH	20 MHz
SWR	≤ 1.5
MAX. POWER	150 W
ANTISTATIC PROTECTION	All metal parts DC-grounded (Connector shows a DC-short)
MECHANICAL	
TEMP. RANGE	-30°C \rightarrow +70°C
CONNECTOR	N-female
WIND SURFACE	0.0172 m ²
WIND LOAD	22 N @ 160 km/h
COLOUR	Green
MATERIALS	Shroud: Polyurethane coated glass fibre Mounting bracket: Seawater resistant aluminium, black Clamps: Stainless steel
TOTAL HEIGHT	Approx. 1.26 m (Dep. on frequency)
DIA. IN TOP END	8 mm
DIA. IN BOTTOM END	16 mm
WEIGHT	Approx. 760 g
MOUNTING	On 16 to 54 mm dia. mast tube

TYPICAL GAIN AND SWR CURVES



MULTI-PURPOSE MOUNTING BRACKET

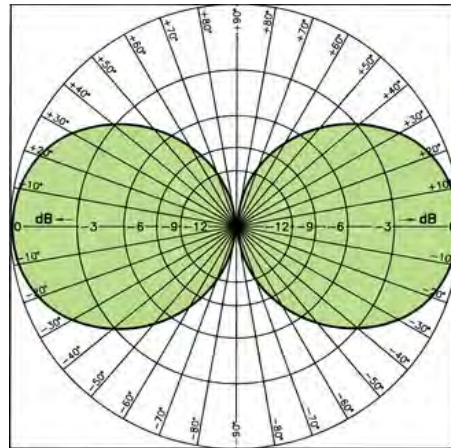


- ① Mast tube D_i , min = 30 mm
Mast tube D_o , max = 54 mm
- ② Mast tube D_o , max = 54 mm
Mast tube D_o , min = 16 mm
- ③ Mast tube D_o , max = 54 mm
Mast tube D_o , min = 16 mm

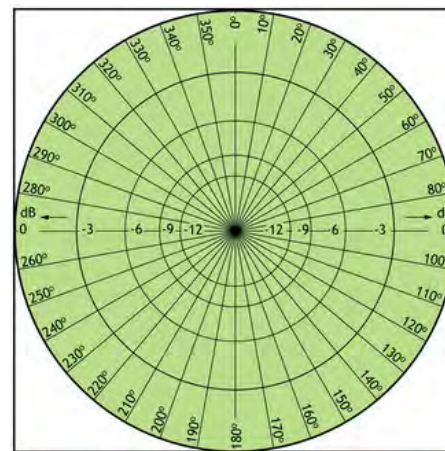
PLEASE NOTE

The antenna is delivered with a DC-connection between the antenna element and the mounting bracket.

TYPICAL RADIATION PATTERN (E-PLANE)



TYPICAL RADIATION PATTERN (H-PLANE)



PROCOM A/S reserve the right to amend specifications without prior notice.

13/05/2011